


The World of Webb, the Cosmic Circle of Life, and seeing through the Eyes of Einstein

Rogier Windhorst (ASU) — JWST Interdisciplinary Scientist

+JWST PEARLS team: T. Carleton, S. Cohen, R. Jansen, P. Kamieneski, T. Acharya, H. Archer, J. Berkheimer, D. Carter, N. Foo, R. Honor, D. Kramer, T. McCabe, I. McIntyre, R. O'Brien, R. Ortiz, J. Summers, S. Tompkins, C. Conselice, J. Diego, S. Driver, J. D'Silva, B. Frye, H. Yan, D. Coe, N. Grogin, W. Keel, A. Koekemoer, M. Marshall, N. Pirzkal, A. Robotham, R. Ryan Jr., C. Willmer + 110 more scientists over 18 time-zones



West Valley Astronomy Club, Beardsley Recreation Center, Sun City West, Arizona; Tuesday March 3, 2026.

All presented materials are ITAR-cleared. [FOV~Dist/1000].

Outline

- (1) Webb in orbit as of 2021
- (2) Uniquely complementary roles of Hubble and Webb
- (3) Webb's first images: the "Cosmic Circle of Life"
- (4) Viewing the Universe through the "Eyes of Einstein"
- (5) Summary and Conclusions

SPARE CHARTS:

- (6) Spare Science Charts

Sponsored by NASA/HST & JWST



Talk is on: http://lambda.la.asu.edu/raw/jwst/talks/asuSES502grads_jwst25.pdf



WARNING: asking NASA for Hubble images is like drinking from a fire-hydrant;



WARNING: asking NASA for Hubble images is like drinking from a fire-hydrant;

asking NASA for Webb images is like taking a sip from Niagara Falls!

Children: Please don't do this at home!! :)



Webb is finally launched from Kourou on December 25, 2021!




Dec. 25, 2021: Webb seen shortly after launch over Africa using the Ariane V on-board camera.

PRIMARY MIRROR SELFIE




IMAGE ARRAY



Feb. 2022: Webb's first selfie (left) and First Light raw image (right).

COMPLETED SEGMENT ALIGNMENT

COMPLETED IMAGE STACKING



Webb's first segment alignment (left) and first image stack (right).


TELESCOPE ALIGNMENT EVALUATION IMAGE



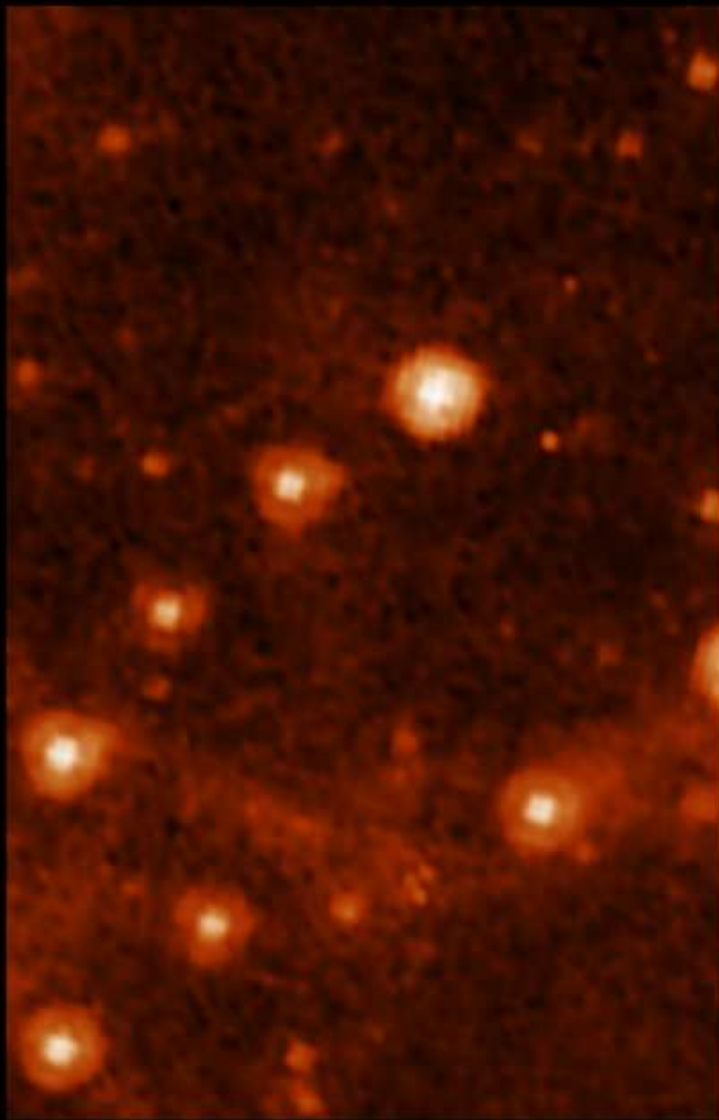
March 16, 2022: Webb's first fully focused image publicly released !!
Note the plethora of faint galaxies — Webb's looking back in time!

<https://www.nasa.gov/press-release/nasa-s-webb-reaches-alignment-milestone-optics-working-successfully>

WEBB TELESCOPE IMAGE SHARPNESS CHECK



April 28, 2022: Webb's first fully focused images in all four instruments:
A dense star field in the Large Magellanic Cloud in the South Ecliptic Pole!
(NIRSpec: $1.1 \mu\text{m}$; NIRISS: $1.5 \mu\text{m}$; NIRCam: $2.0 \mu\text{m}$; MIRI $7.7 \mu\text{m}$).



SPITZER IRAC 8.0 μ




WEBB MIRI 7.7 μ

May 9, 2022: Webb's 7.7. μ m MIRI image compared to Spitzer 8.0 μ m:
Same dense star field in the Large Magellanic Cloud in the South Ecliptic Pole

<https://blogs.nasa.gov/webb/2022/05/09/miris-sharper-view-hints-at-new-possibilities-for-science/>

(2) Uniquely complementary roles of Hubble and Webb:



500 hrs HST+JWST: 45 filters ($0.2\text{--}5.0\mu\text{m}$), lensing cluster MACS0416:


- HST darkest skies ($10\text{--}10^3\times$ darker) + JWST's dark skies ($10^3\text{--}10^5\times$ darker than ground based):

\implies HST & JWST reach 30–31 mag ($\simeq 1\text{ nJy} \simeq 1$ firefly from Moon).




May 27, 2025: Deepest 120 hr JWST cluster image of Abell S1063 ($z=0.351$)!
Einstein's cosmic house of mirrors: many galaxies with supermassive black holes!


Atek⁺ (2025): https://www.esa.int/ESA_Multimedia/Images/2025/05/Webb_glimpses_the_distant_past




556 hr HST Hubble UltraDeep Field: 12 filters at 0.2–1.6 μm ($AB \lesssim 31$ mag; ~ 1 nJy; full BGR).



361 hr HST Hubble UltraDeep Field: 8 HST-unique filters 0.2–0.9 μm (in false color blue).

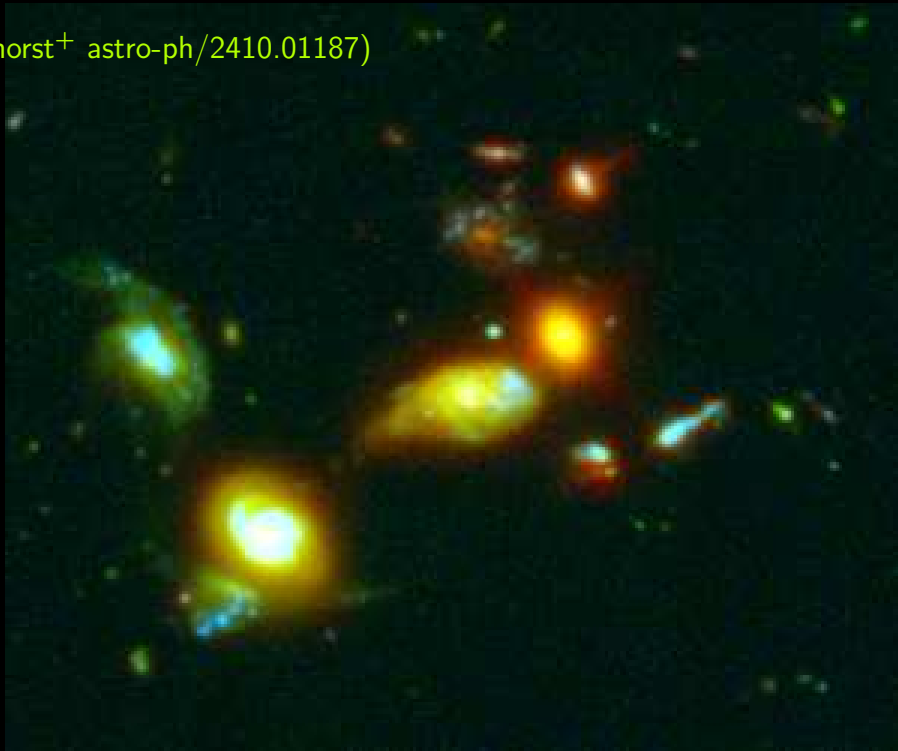


53 hr JWST/NIRCam Hubble UltraDeep Field: 12 filters at 0.9–5.0 μm ($AB \lesssim 31$ mag; in green + red).

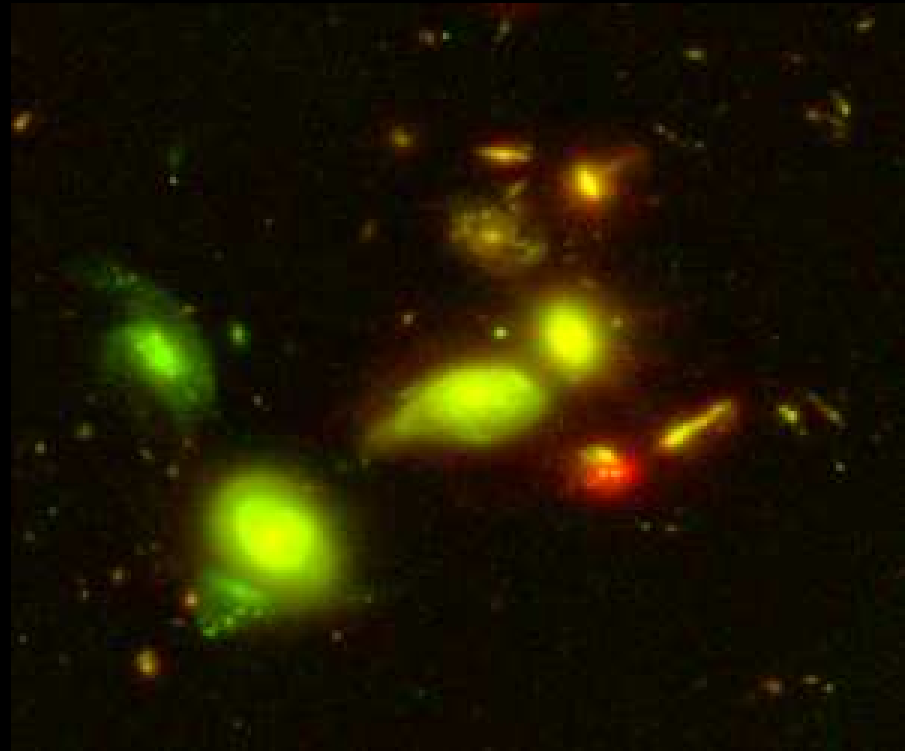


414 hr HST+JWST Hubble UltraDeep Field: 20 filters at 0.2–5.0 μm ($AB \lesssim 31.5$ mag; full BGR).

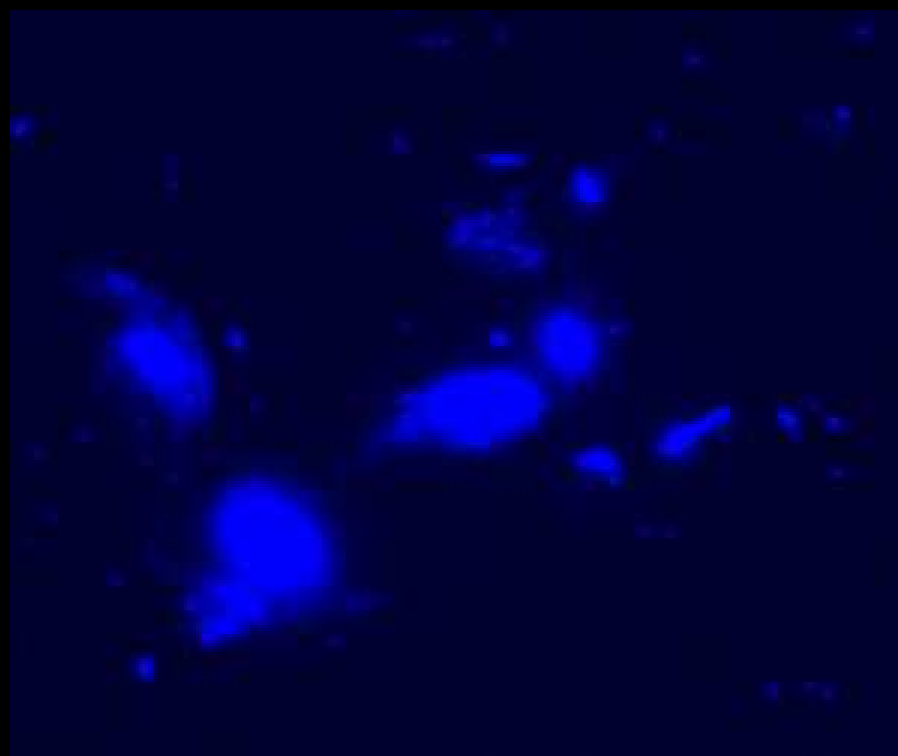
(Windhorst⁺ astro-ph/2410.01187)




556 hr HST HUDF 12 filters



53 hr JWST/NIRCam 12 filters



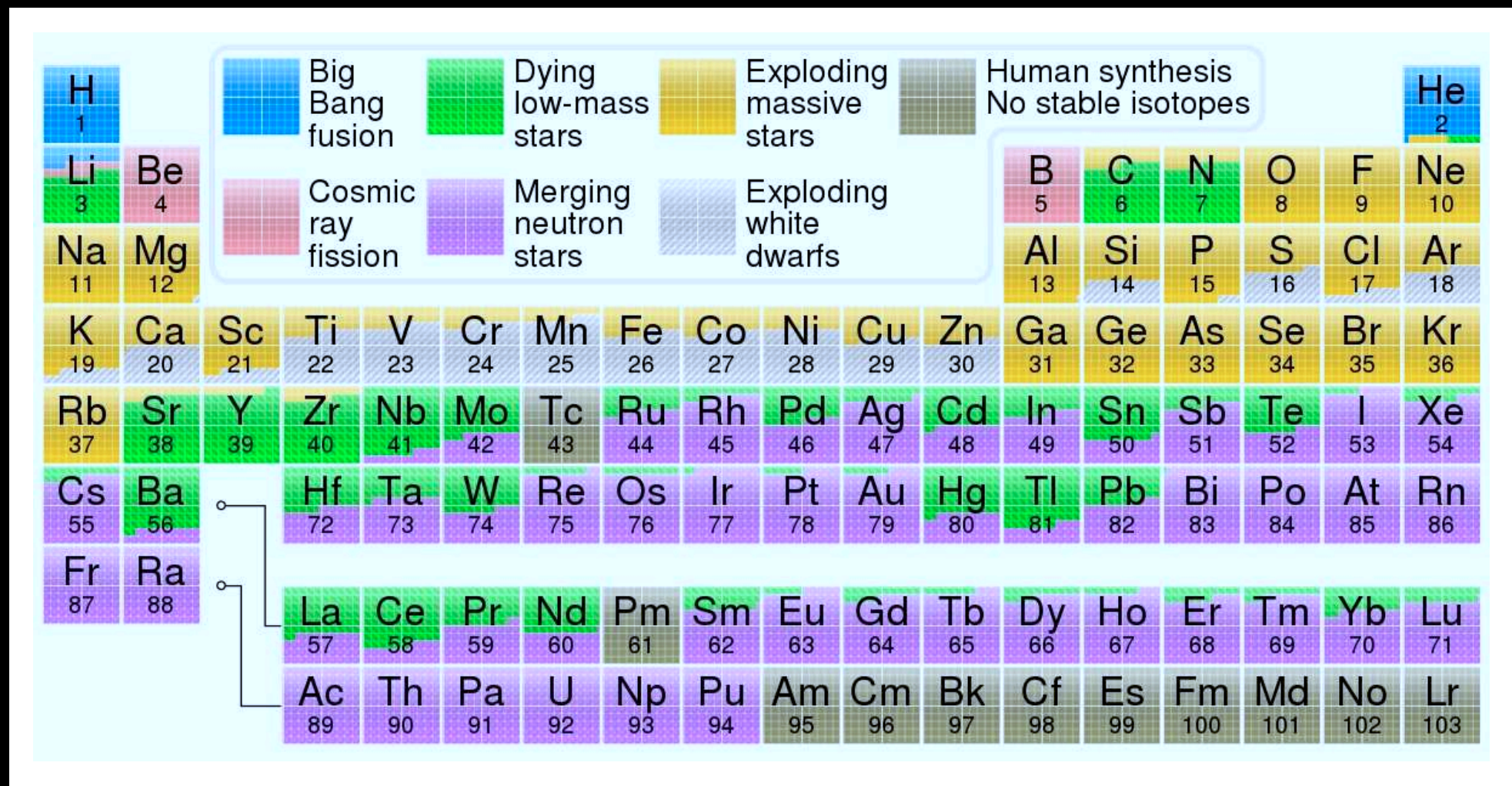
361 hr 8 HST-unique filters (false-blue)



414 hr HST+JWST 20 filters

Before we get to the cosmic circle of life, let's get this straight:

- This Periodic Table you learned in highschool is **NOT** the real one!:



(1) Hydrogen & Helium: the *only* chemical elements made in the Big Bang!

(2) All heavier elements made by (dying) stars: ● Low mass stars ejecting their outer shells; ● Supernova explosions/WD's; & ● neutron star mergers.

Here is the correct Astronomical Periodic Table:

(1) Hydrogen (76%) & Helium (24%) are the only chemical elements made in the Big Bang.

(2) Heavier chemical elements ($\lesssim 1\%$; "dust") made by (dying) stars:

- Late stages of stellar evolution, Supernova explosions & white dwarfs, and neutron star mergers distribute these throughout the universe.

⇒ Planets and people are literally made from stardust!

- This is the real Periodic Table with cosmic abundance included.

- This has significant consequences for Hubble and Webb complementarity!

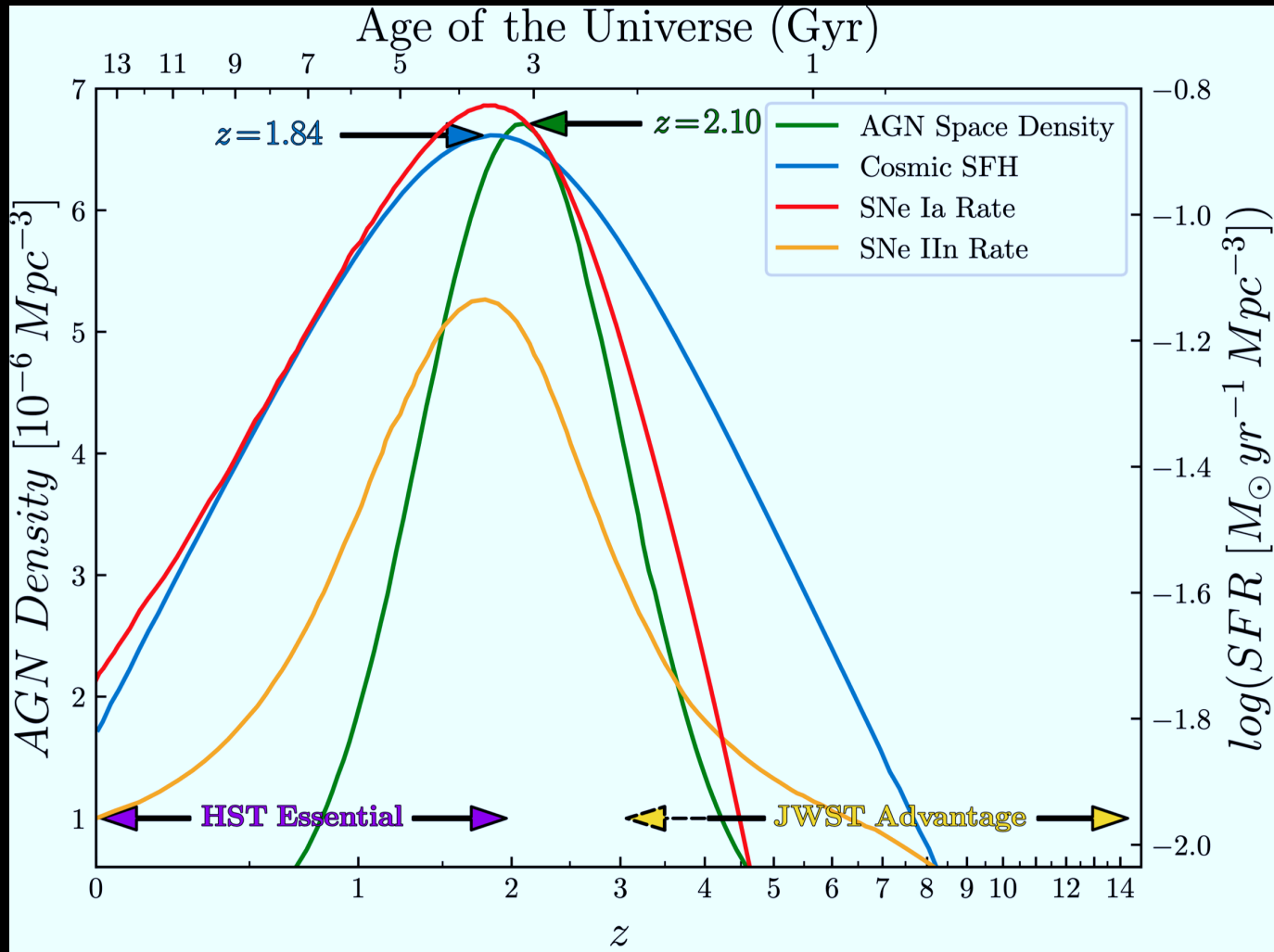
The Astronomer's Periodic Table
(Ben McCall)

H		He			
		□	□	□	□
		C	N	O	Ne
	•	•	•	•	
	Mg	Si	S	Ar	
		•			
		Fe			

Star Formation, Supernova Rate, & Black Hole growth peak ~ 10 Gyr ago!

Windhorst et al.

astro-ph/2410.01187

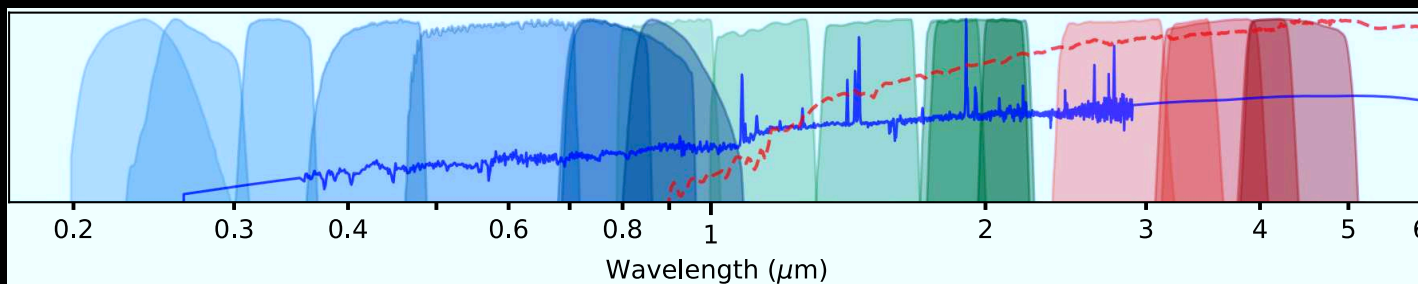


$$\text{Age} \sim \frac{13.8}{(1+z)} + \dots \text{ Gyr}$$

Active galactic nuclei (AGN)

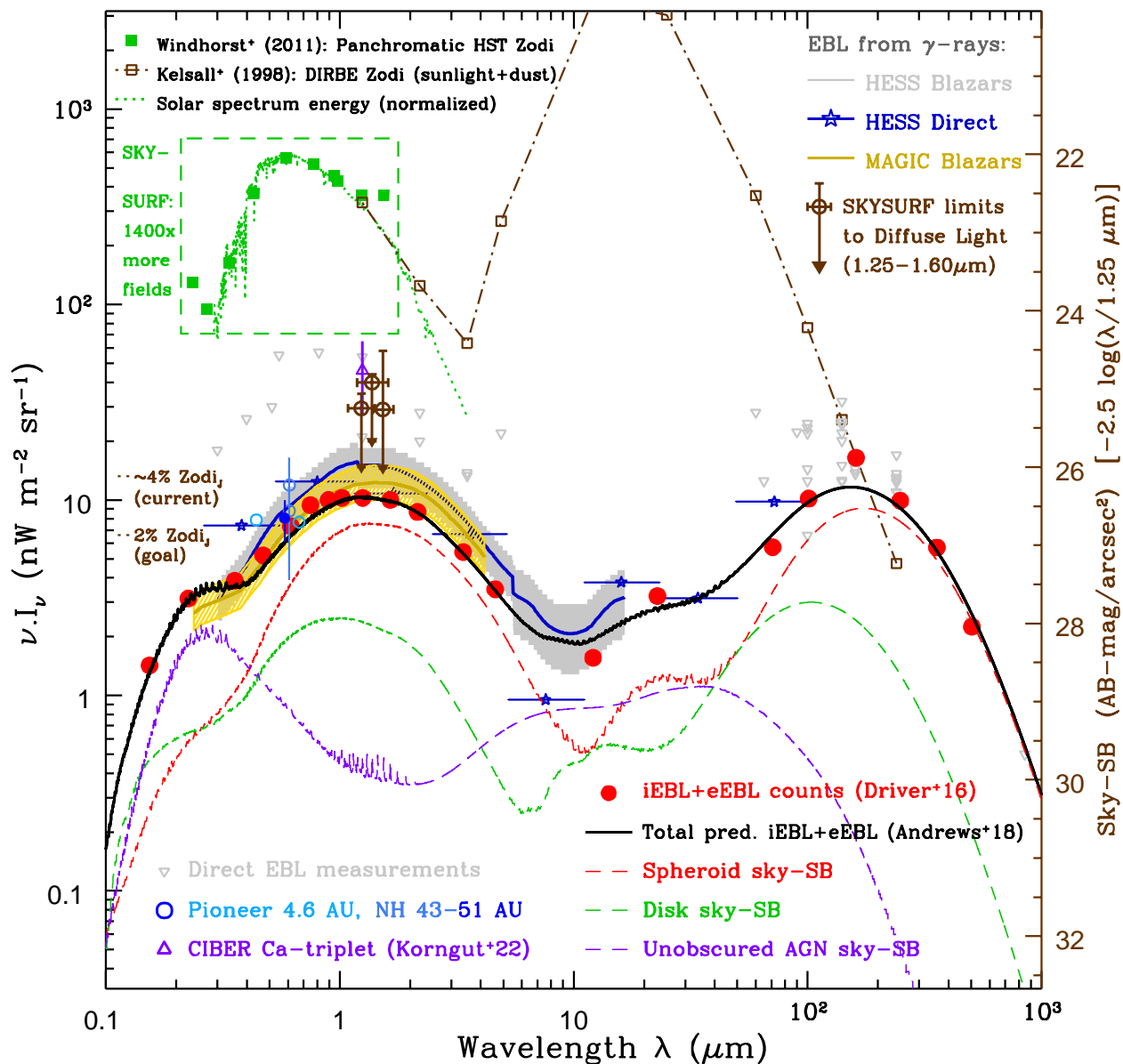
\longleftrightarrow BH accretion disks

\longleftrightarrow Chandra X-ray sources



\Rightarrow HST best samples *unobscured* SFH & BH growth in last 10 Gyr ($z \lesssim 2$),
 while JWST best samples *obscured* parts, especially in first 3 Gyr ($z \gtrsim 3$).

Fly's-eye energy in Universe vs. λ : (Driver⁺ 2016; Windhorst⁺ 2018, 2022):



Sunlight scattered off the Zodiacal dust.

Thermal radiation from $\gtrsim 240$ K Zodiacal dust.


● integrated light from galaxy counts (+models).

New Horizon diffuse light (Lauer⁺ 2021, 2022; 43-51 AU).

SKYSURF 1.25–1.6 μm diffuse light (Carleton⁺ 2022; O'Brien⁺ 2023, 2025; McIntyre⁺ 2024).

- Energy(cosmic SF+AGN) $\simeq 48\%$; Energy(dust) $\simeq 52\% \Rightarrow$ Dust wins !
- \Rightarrow 1% of the baryons ("dust") produce $\sim 52\%$ of Energy (except CMB)!

- (3) Webb's first images: the "Cosmic Circle of Life"



Hubble WFPC2 Eagle Nebula (1995) compared to JWST NIRCcam (2022):


- The cradle of cosmic star-formation: NIRCcam peers through the dust!
- The 1995 Hubble WFPC2 image (left) was made by Prof. Jeff Hester and Paul Scowen at ASU. It made it onto a US postage stamp!



Webb's MIRI shows the hauntingly beautiful cosmic dust pillars (8–15 μm)


JAMES WEBB SPACE TELESCOPE

TARANTULA NEBULA | NGC 2070




NIRCam Filters | F090W F200W F335M F444W

Tarantula Nebula “30 Doradus” in Large Magellanic Cloud (163,000 lyrs away)
Cradle of cosmic star-formation: massive stars trigger formation of sun-like stars



HST Wide Field Camera 3 UV-optical image of 30 Dor: hot massive stars.



HST WFC3 near-IR image of 30-Dor: massive and low-mass stars.



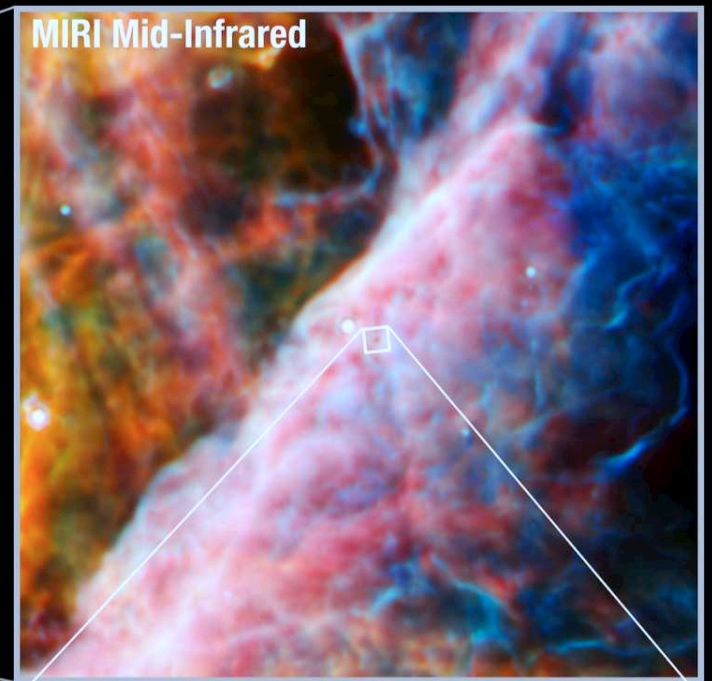
“Cosmic Cliffs” of star-formation in the Carina Nebula (NIR; 7600 light-years).
You will be witnessing the “Cosmic Circle of Life” ...




Cosmic Cliffs of Star-formation in Carina Nebula (NIR+MIR).

Compared to optical+near-IR, mid-IR sees “Cradle of Cosmic Star-formation”

Deep inside the gas and dust, mid-IR reveals birth of young Sun-like stars.



- JWST NIRCam+MIRI: Cosmic Cliff-like in Orion's Trapezium (1344 lys):
- New stars are forming containing the carbon chain "Methyl Cation"




- Our birth, *e.g.*, : Protoplanetary “Hourglass Nebula” L1527 at 460 lyrs.
- A forming protostar with $\sim 30\%$ of Sun’s mass only 100,000 year old!
 - The protostar has surrounding accreting gas, and a circumstellar disk.
 - Eventually, L1527 will start shining as a star, and have its own planets.



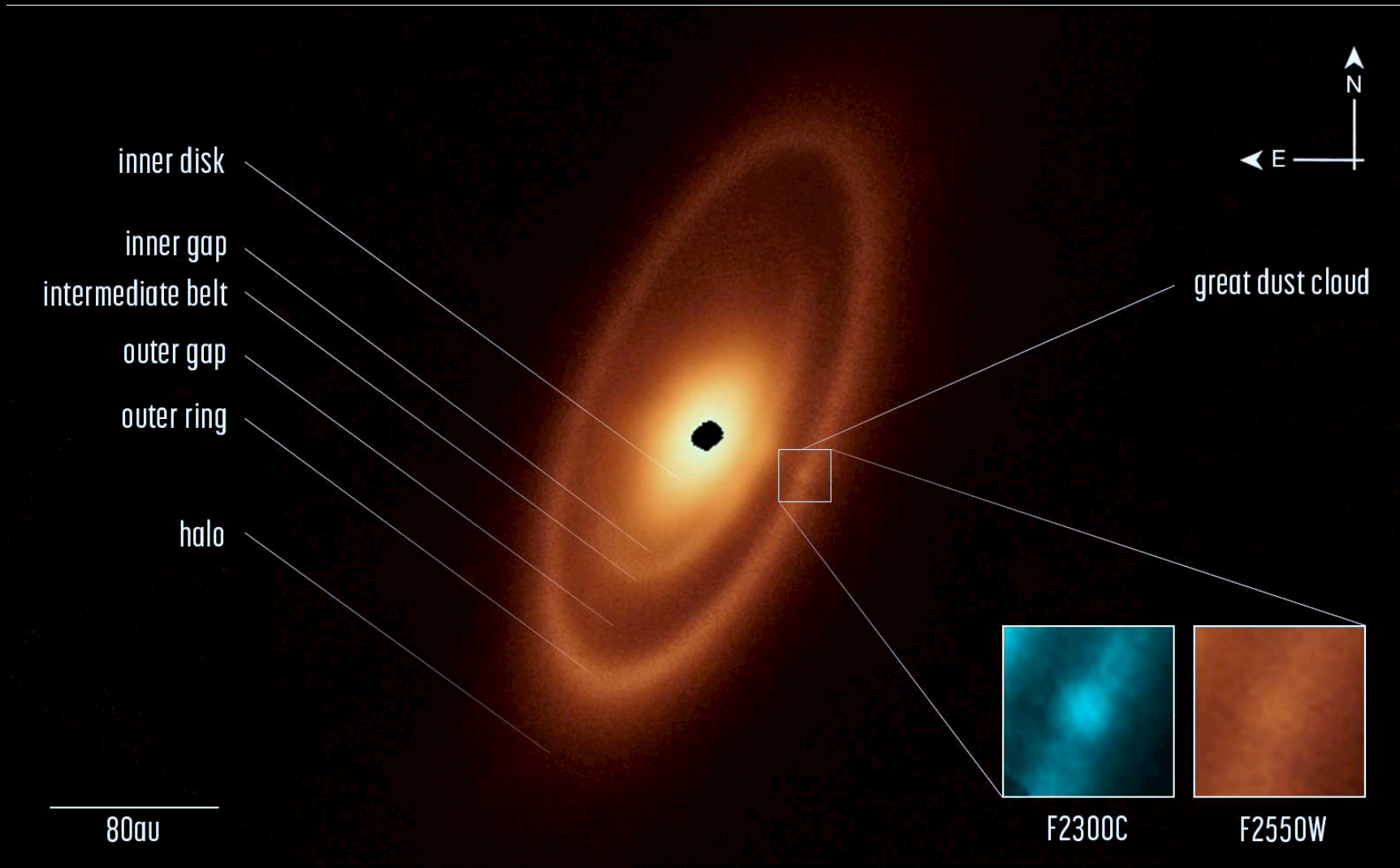
NIRCam+MIRI: ρ Ophiuchi dark cloud (closest stellar nursery at 456 lyrs):

- Cradle of star-formation contains Polycyclic Aromatic Hydrocarbons!



Newly forming stars Herbig-Haro 46/47 with jet-expelled material (1470 lyrs):
Formation of Sun-like stars is messy: inflow and outflow of gas & dust!


FOMALHAUT



MIRI Filters | F2550W

JWST MIRI Coronagraph: Debris disk around nearby star Fomalhaut:

- This is how the giant planets and terrestrial planets formed around our Sun

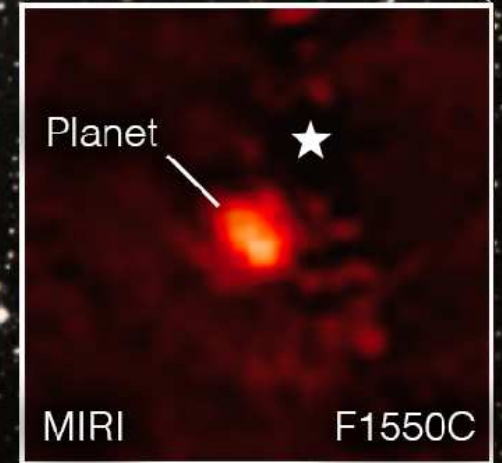
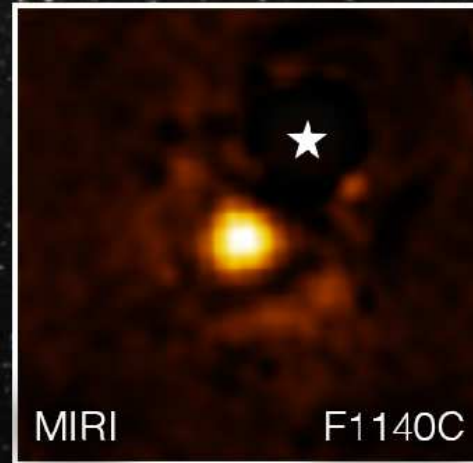
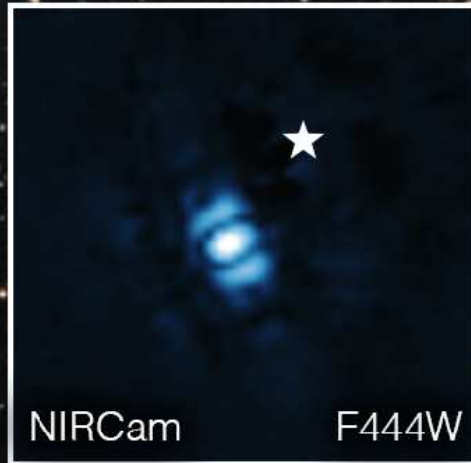
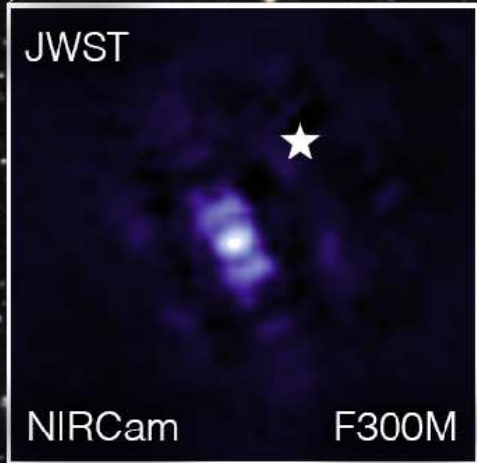


Dusty debris disk around red dwarf star AU Mic at 32 light-years:

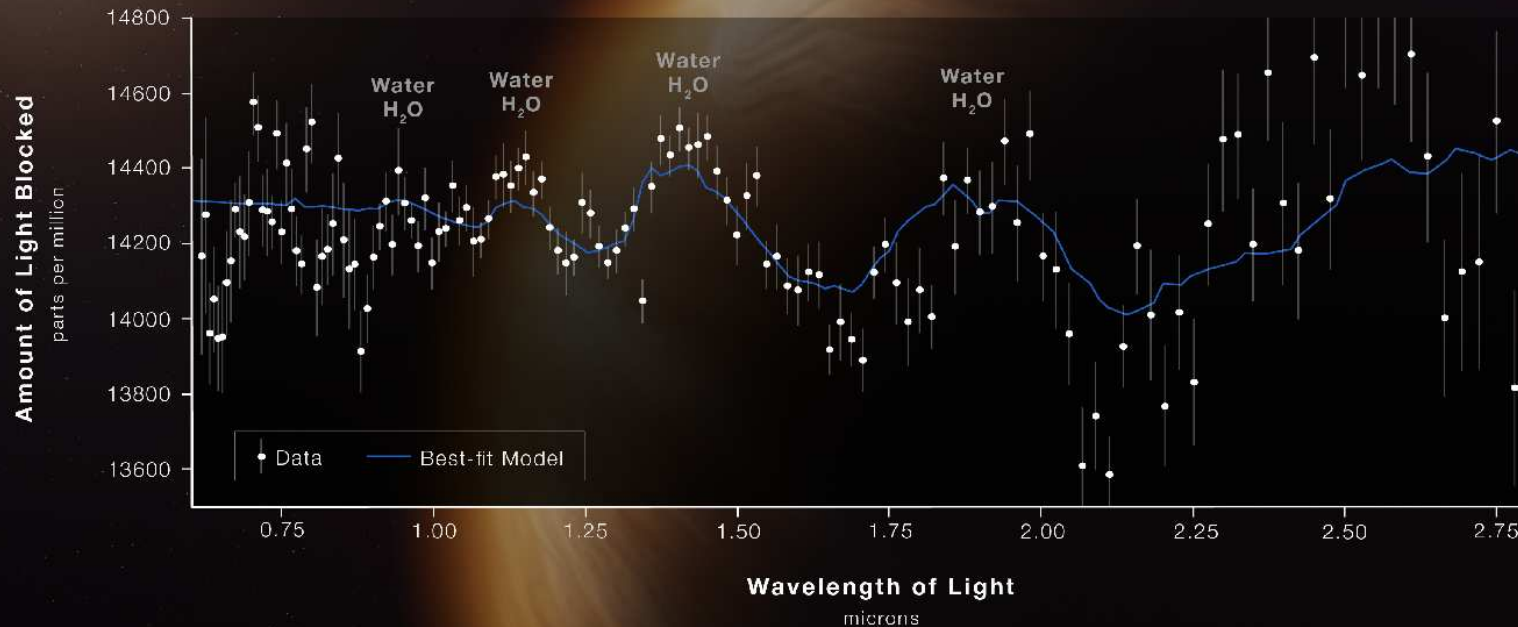
- NIRCam's Coronagraph blocks the central star-light.
- Debris disk visible at 5–60 AU, *i.e.*, slightly larger than Solar System.

Star
HIP 65426

Exoplanet
HIP 65426 b




Webb 3–15 micron exoplanet images (10 Jupiter masses; 15 Myr young!)



Hot exoplanet WASP-96b orbiting a Sun-like star (1150 light-years):

- Near-IR spectrum shows characteristic features of water (steam !).
- It has a temperature of 1000 F and is half Jupiter in mass.
- Webb will scan Earth-like exoplanets for building blocks of life.



Southern Ring Nebula (Near-IR+Mid-IR; 2500 light-years):


- You **are** witnessing the “Cosmic Circle of Life” here ...
 - This is a Sun-like star expelling its outer layers in retirement ...
 - It has exhausted its hydrogen and helium as nuclear fuel ...
- and expanded to $\gg 100\times$ its current size, engulfing the Earth.



This is how our Sun *will* come to an end in 5 Billion years (near-IR).
Genesis 3:19: "... for dust thou art, and unto dust shalt thou return".



From gas expelled by previous sun-like stars, new stars are born (mid-IR).
And thanks to the dust they expelled, new stars will form with planets ...





Webb images of THE Northern Ring Nebula in Lyra:

[Left] NIRCam & [Right] MIRI: mass loss in Asymptotic Giant Branch stage.

- This is how our Sun *will* come to an end in 5 Billion years ...

and leave an ultra hot dim white dwarf star behind in the center.

Genesis 3:19: "... for dust thou art, and unto dust shalt thou return".

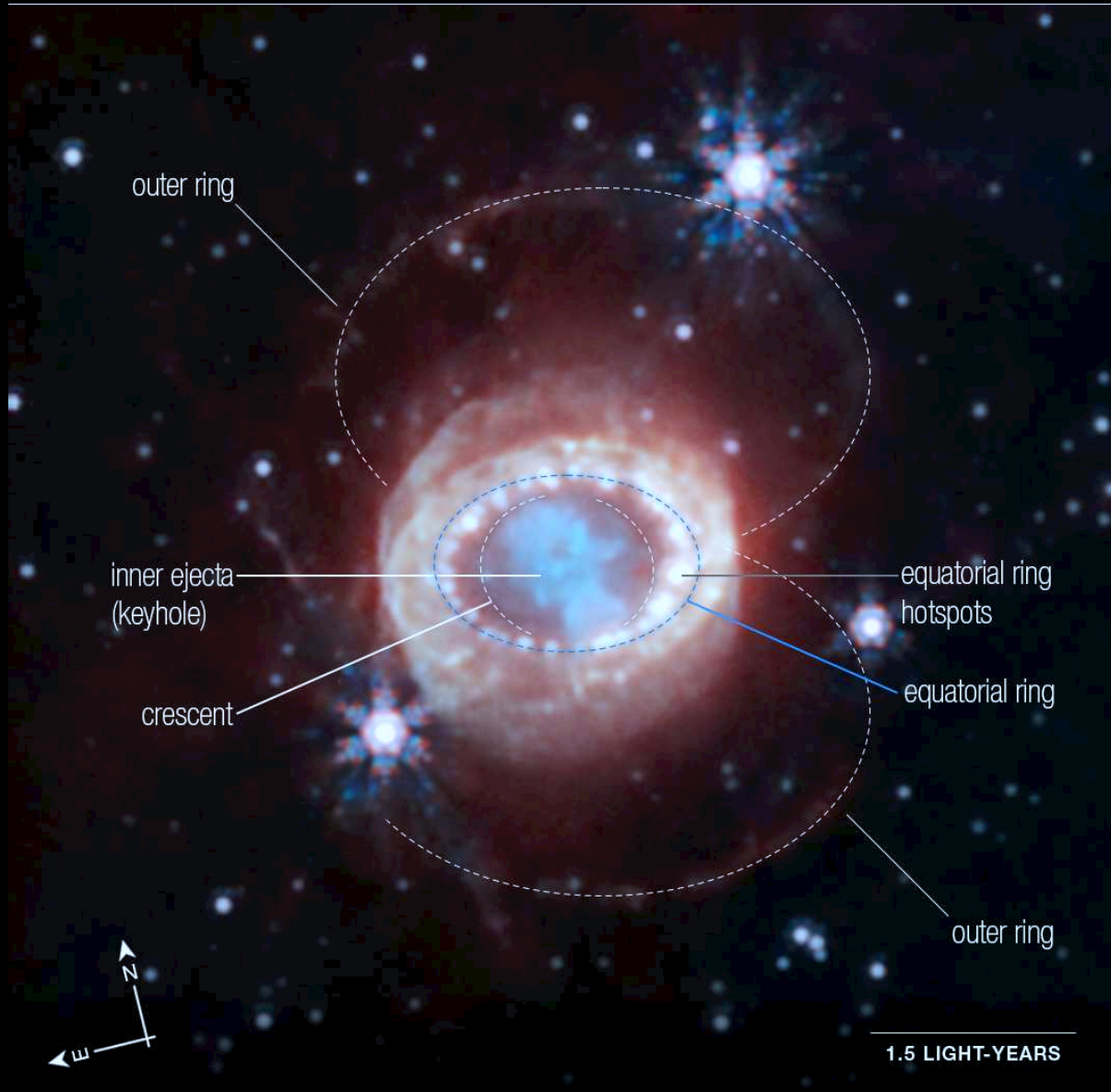


30 solar mass Wolf Rayet star WR124 shortly before it turns Supernova ...

- [Left] NIRCam and [Right] MIRI — both showing recent mass loss.
- Prelude stage to Supernova also releases a lot of (dusty) mass!

Genesis 3:19: "... for dust thou art, and unto dust shalt thou return".

JAMES WEBB SPACE TELESCOPE
SUPERNOVA 1987A




NIRCam Filters | F150W F164N F200W F322N F405N F444W


- NIRCam: Remnants of Supernova 1987A seen in Large Magellanic Cloud
- Shells outflowing over the decades caused hour-glass shaped bubbles




JWST MIRI: Supernova Remnant Cassiopeia-A expelling dust



M83 spiral galaxy NIRCам (near-IR): Through dust thou art made, stars!



M83 spiral galaxy MIRI (mid-IR): ... and dust thou shalt return, stars!




Webb NIRCам and MIRI images of nearby galaxies:

Cosmic star-formation and dust production ubiquitous throughout the universe!

The “Cosmic Circle of Life” rules throughout the universe!

- (4) Viewing the Universe through the “Eyes of Einstein”



Webb is observing many things Einstein correctly predicted, yet doubted:
Gravitational lensing, Black Holes, the Hubble Expansion, Λ ...



Stephan's Quintet: 4 colliding galaxies (290 M-lyr; left spiral is foreground).

- These major "Cosmic Trainwrecks" are much more common in the past.
- Sun-like stars formed in aftermath of minor "Cosmic Fender-benders".



Stephan's Quintet: 4 colliding galaxies at 290 million light-years (Mid-IR):

- Mid-IR shows molecular gas being pulled out during collision.
- Gravity from collision in top galaxy feeds the Beast: central black hole!



NGC1433 a galaxy with dusty spiral arms at 48 million light-years



- NGC7496 a galaxy with dusty spiral arms at 24 million light-years:
- Inner spiral arms feed the central monster (supermassive black hole!)




Don't feed the animals: NGC7469, a spiral galaxy at 220 million light-years:

- It has a supermassive black hole (SMBH) feasting on the in-falling gas!
- In area surrounding the SMBH, gas is expelled at very high speeds.



- Spiral overlapping Elliptical VV191: Tracing dust: small grains! (Keel⁺ 23).
- 150 Globular Clusters in $z=0.0513$ Elliptical (Berkheimer⁺ 2024, ApJ, 964, L29).



... and the $z=0.0513$ Elliptical also lenses a background galaxy at $z\sim 1$ (Keel⁺ 2023, AJ, 165, 16)!

4-epoch 22-hr NIRCам + 122-hr HST on HFF cluster MACS0416 ($z=0.397$)

It's Christmastime in the Cosmos

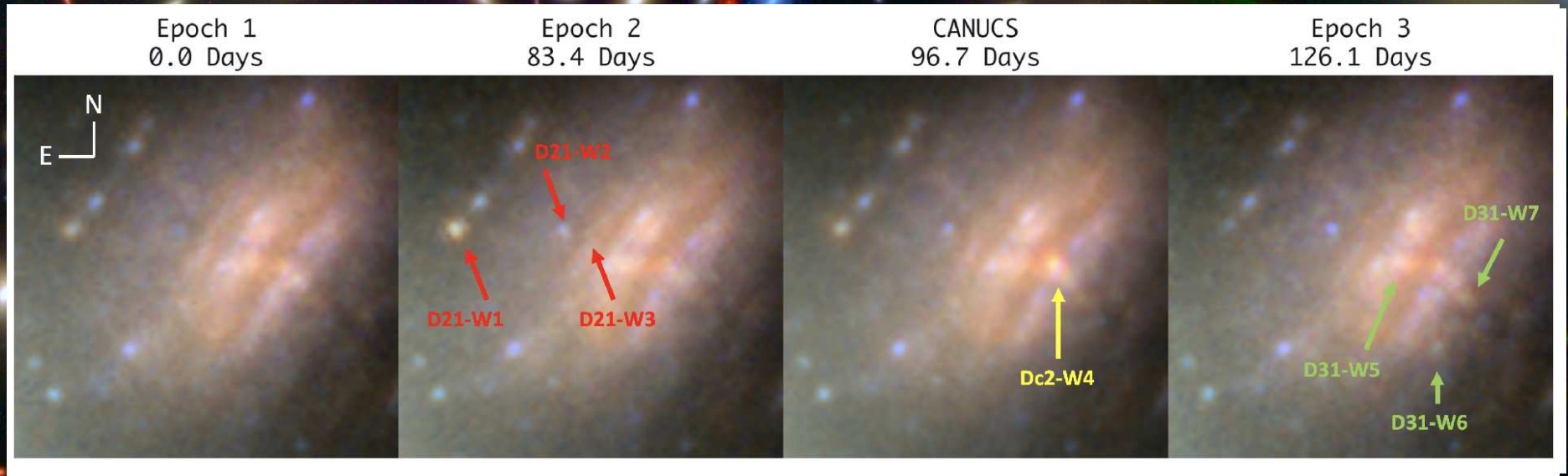
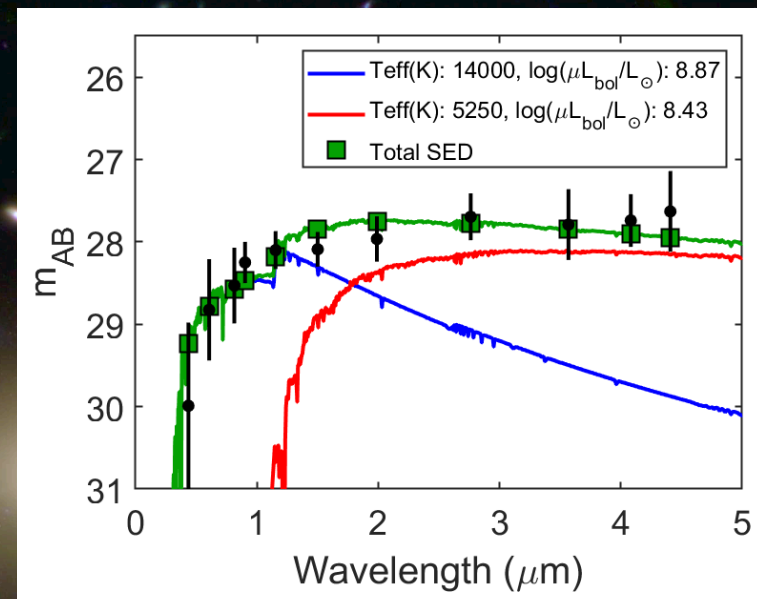

Astronomers have a long tradition of finding holiday cheer in outer space.

12 new caustic transits at $z \simeq 1-2$ from 4 epochs! (Yan, H.⁺, 2023, ApJS, 269, 42)

Extremely magnified binary star at $z=2.091$! (Diego, J.⁺, 2023, A&A 679, A31)

<https://www.cnn.com/2023/11/09/world/webb-hubble-colorful-galaxy-cluster-scن/index.html>

<https://www.nytimes.com/2023/12/19/science/christmas-stars-galaxies-webb-nasa.html?>



Yan, H.[†] (2023, ApJS, 269, 42): 12 new caustic transits at $z \simeq 1-2$ from 4 epochs!


Diego, J.[†] (2023, A&A 679, A31): extremely magnified $z=2.091$ binary star!

⇒ Regular monitoring of several clusters can see stars at $z \gtrsim 1$ directly!

● With $\text{magn} \simeq 1000-4000$, many have spectra of binary stars at $z \simeq 1-2$!

HUBBLE AND WEBB SPACE TELESCOPES


GALAXY CLUSTER | MACS J0416.1-2403



HST ACS & WFC3 Filters	F435W	F606W	F814W	F105W	F125W	F140W	F160W	
JWST NIRC2 Filters	F090W	F115W	F150W	F200W	F277W	F356W	F410M	F444W


- 122 hr HST + 22 hr JWST on Frontier Field cluster MACS0416 (4.3 Blyr)
- The power of Two Telescopes: Webb collects 6× more light than Hubble!

MACS J0416.1-2403




HST


122 hr HST on Hubble Frontier Field cluster MACS0416 ($z=0.397$; 4.3 Blyr)




22 hrs JWST on Hubble Frontier Field cluster MACS0416 ($z=0.397$; 4.3 Blyr)




- July 11, 2022: 12-hr Webb Deep Field on galaxy cluster SMACS 0723
- Cluster galaxies already are ~ 9 Byrs old, seen at 4.5 Blyr distance!



- Hubble image of SMACS 0723: not the same depth and breadth as Webb!
- Cluster 3× older than the Earth today: we are cosmic late bloomers!



Cluster MACS0647 triply lensed a galaxy 0.4 Byrs after BB! (Hsiao, Coe⁺ 22)



NIRCam: Cluster WHL0137 with highly lensed arc at $z=6.2$ ($t=0.9$ Byr).

- Earendel: a highly magnified $\mu \sim 9000$ (double-)star seen in the first billion years after the Big Bang: the most distant star ever observed directly!


Light-paths are straight in 4D-curved space-time !

(Welch, B., Coe, D., et al. 2022, ApJ, 940, L1; astro-ph/2208.09007; — 2022, *Nature*, 603, 815; astro-ph/2209.14866).



JWST image of most luminous far-IR Planck cluster G165 at $z=0.35$ found:
Lensed Supernova Ia at $z=1.78 \rightarrow$ measured $H_0=75.4^{+8.1}_{-5.5}$, 10 Byrs ago!

<https://bigthink.com/starts-with-a-bang/triple-lens-supernova-jwst/> (Frye⁺ 2023, Pascale⁺ 2025, Agrawal⁺2025).



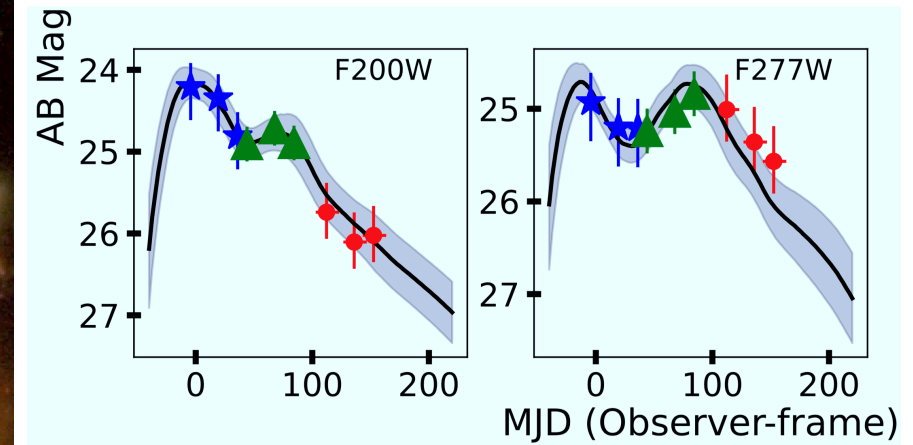
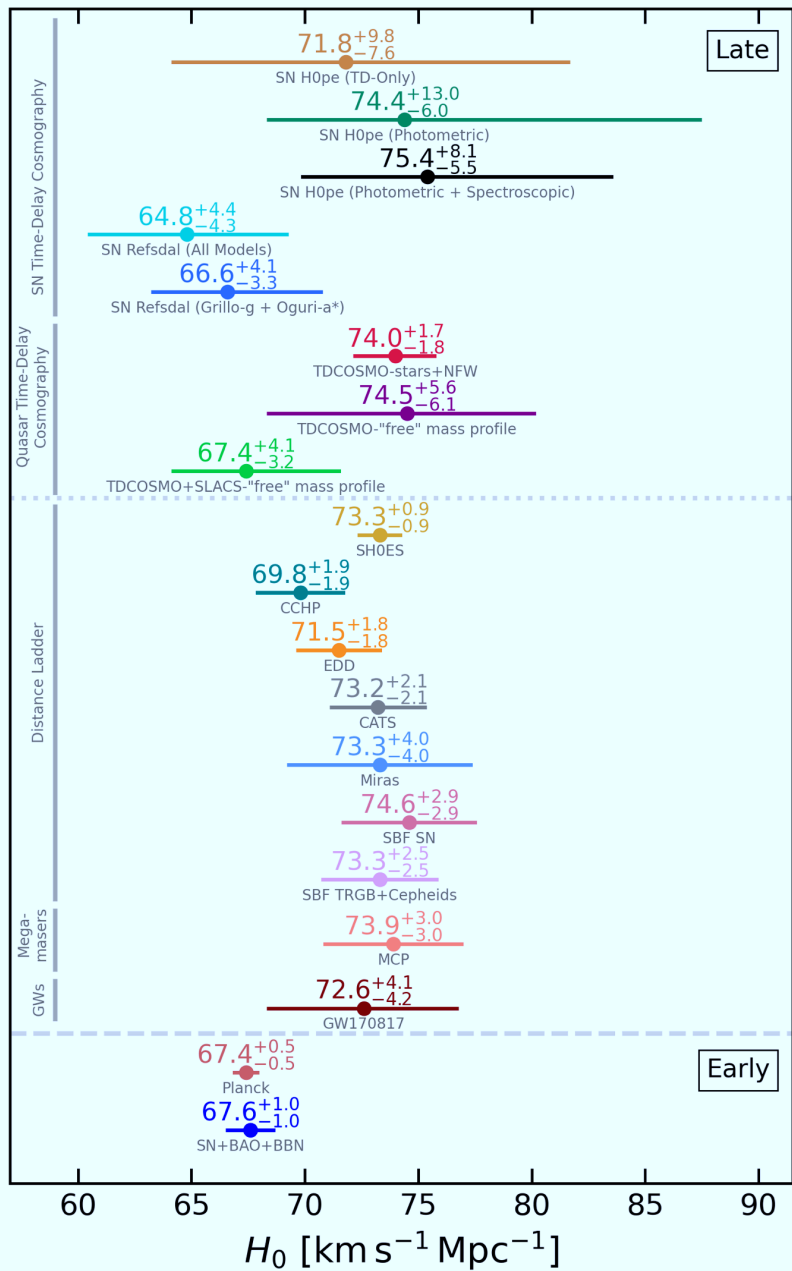
NIRCam in G165 shows: 3 bright point sources parity-flipped w.r.t. Arc-2:

- Clearly a lensed SN Type Ia at $z=1.783$, seen only 3.6 Byrs after BB!
- 3-epoch 9-point light curve! \implies measure H_0 constant directly !

(Polletta⁺ 2023, Frye⁺ 2024, Chen⁺ 2024, Kamieneski⁺ 2024, Pierel⁺ 2024, Pascale⁺ 2025).

→ Regular monitoring of clusters with extreme SF to yield more lensed SNe!

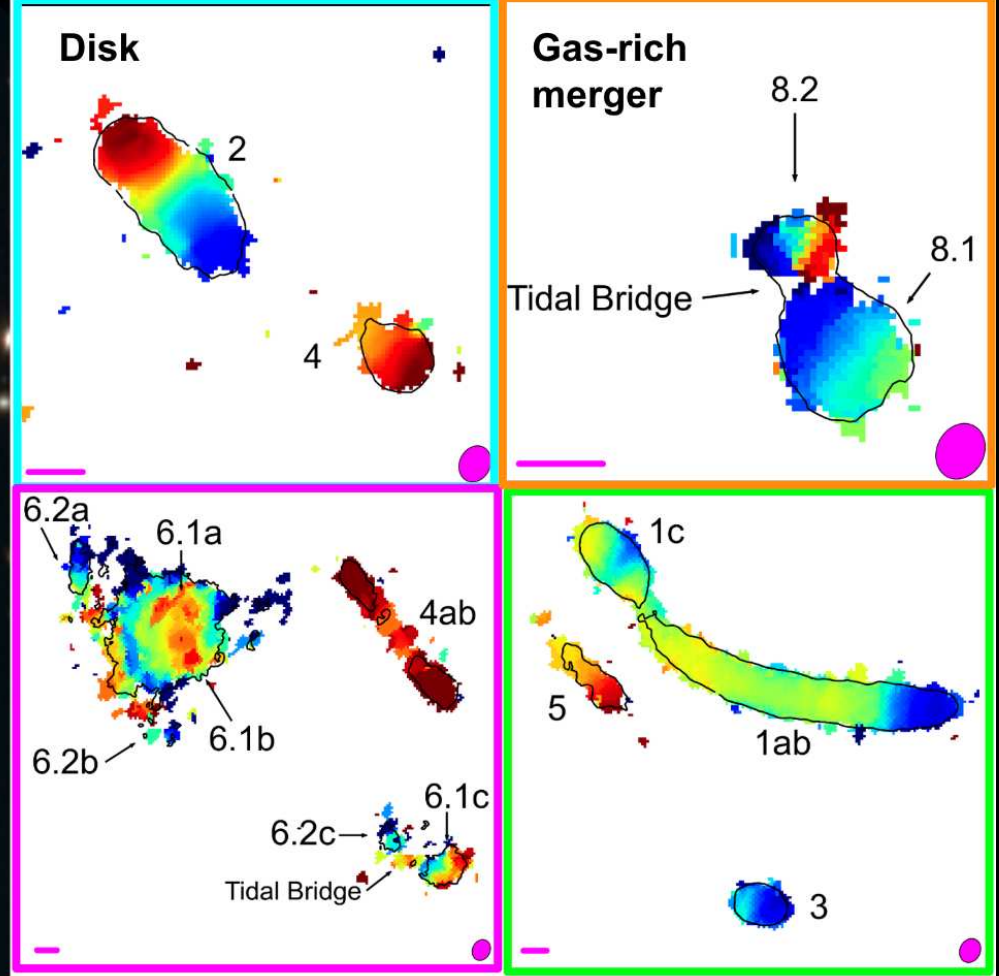

- Total SFR $\approx 200\text{--}350 M_{\odot}/\text{yr}$ predicts $\gtrsim 1$ lensed SN/yr (Kamieneski⁺ arXiv/2404.08058)



Pascale⁺ (2025, ApJ, 979, 13): Photo & spectro time delay: $H_0 = 75.4^{+8.1}_{-5.5}$ (at $z=0.35$).

● Monitoring G165 predicts $\gtrsim 1$ lensed SN-Ia/yr! (Kamienski⁺ 2024, ApJ, 973, 25)



NIRCam



CO Moment-1 Velocity Maps (ALMA)


How to find clusters with highest lensed Supernova rate to improve H_0 ?:

- Use the brightest Planck clusters with regular, merger-driven & chaotic star-formation, as seen by JWST (left) and ALMA velocity maps (right);



Hubble saw a lensed Supernova Ia behind this galaxy cluster in 2016:
Webb saw more distant lensed Supernova at $z=1.9$ (age 3.5 Byrs) in 2023!
 \implies “SN Encore”: Lensing is the gift that keeps on giving!



(Dhawan, S., Pierel, J., et al. 2024, MNRAS, 535, 2939; astro-ph/2407.16492).



Cluster RXJ2129 with triply lensed Supernova at 2.9 billion lyrs distance

- SN only seen in middle panel sampling the earliest observation

<https://esa webb.org/images/potm2302a/>




Massive lensing cluster Abell 2744:

Over 10^{15} solar masses seen 4 billion years ago:

its gravity lenses 5 young galaxies at redshift $z \simeq 7.88$,

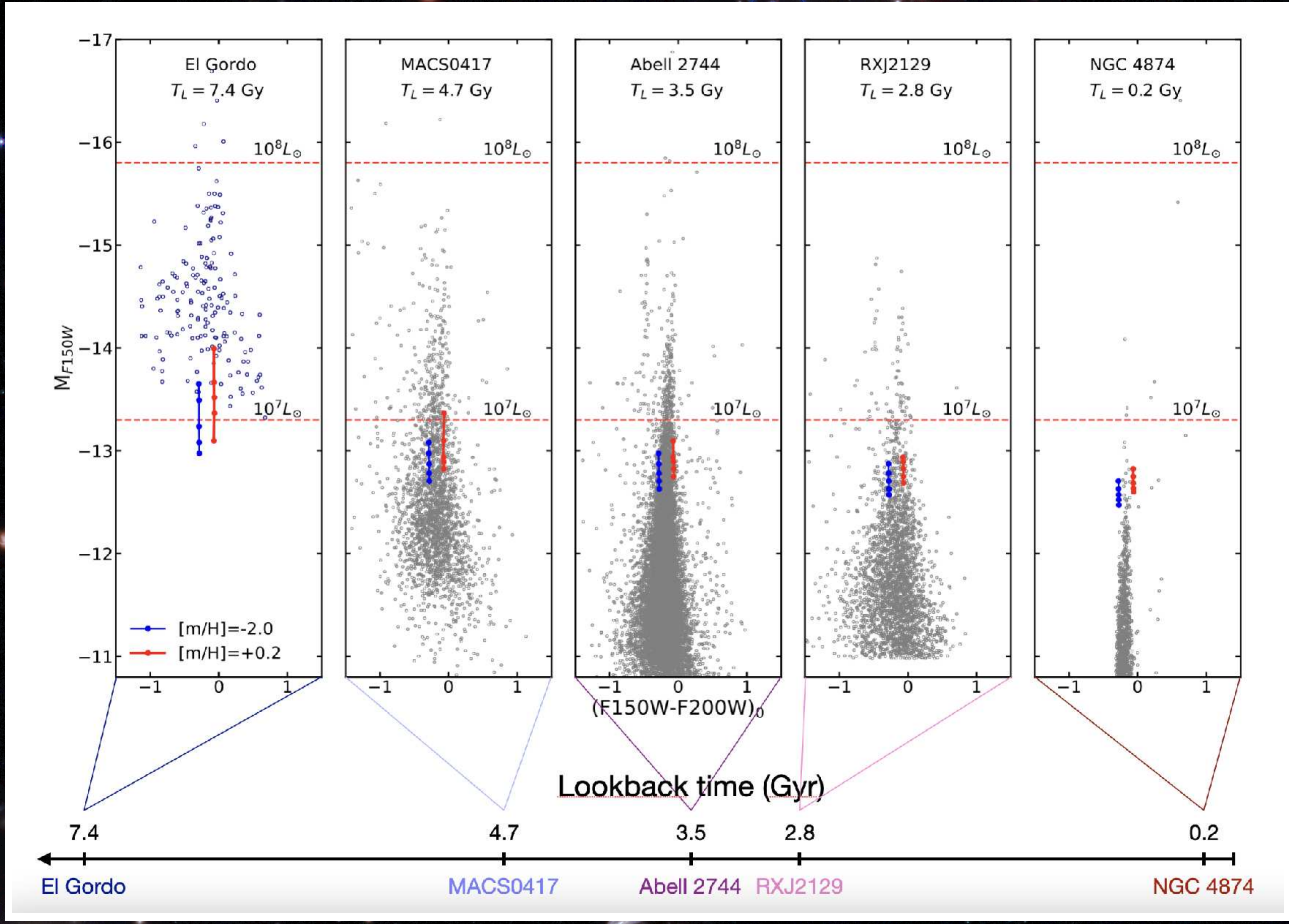


i.e., magnifying objects seen 13 billion years ago.

Webb is looking back to 650 million years after Big Bang!



Monster cluster El Gordo distorts distant galaxies into “pencils” (Diego⁺22)


<https://news.asu.edu/20230801-jwsts-gravitational-lens-reveals-distant-objects-behind-el-gordo-galaxy-cluster>



● Webb yields direct Globular Cluster ages/masses over half the Hubble time!

(Harris, W., Reina-Campos, M., et al. 2025, ApJ, 991, 7; astro-ph/2508.12862)

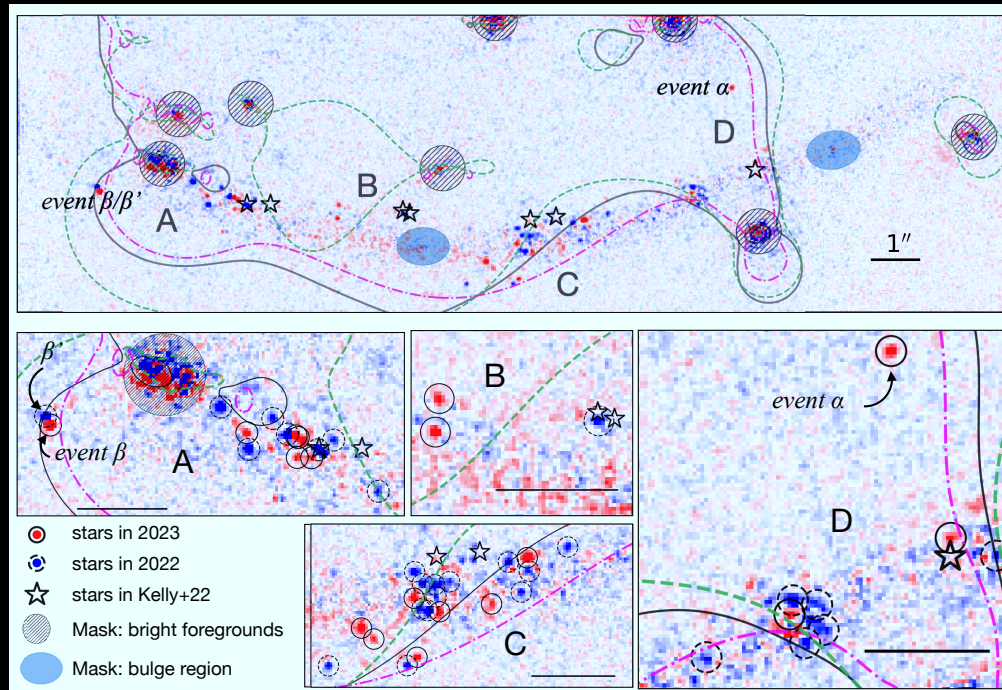

(Kamieneski⁺ 2023, ApJ, 955, 91)



and El Gordo makes a super-lens “El Anzuelo” — Einstein’s fishhook!

<https://webbtelescope.org/contents/news-releases/2023/news-2023-119>

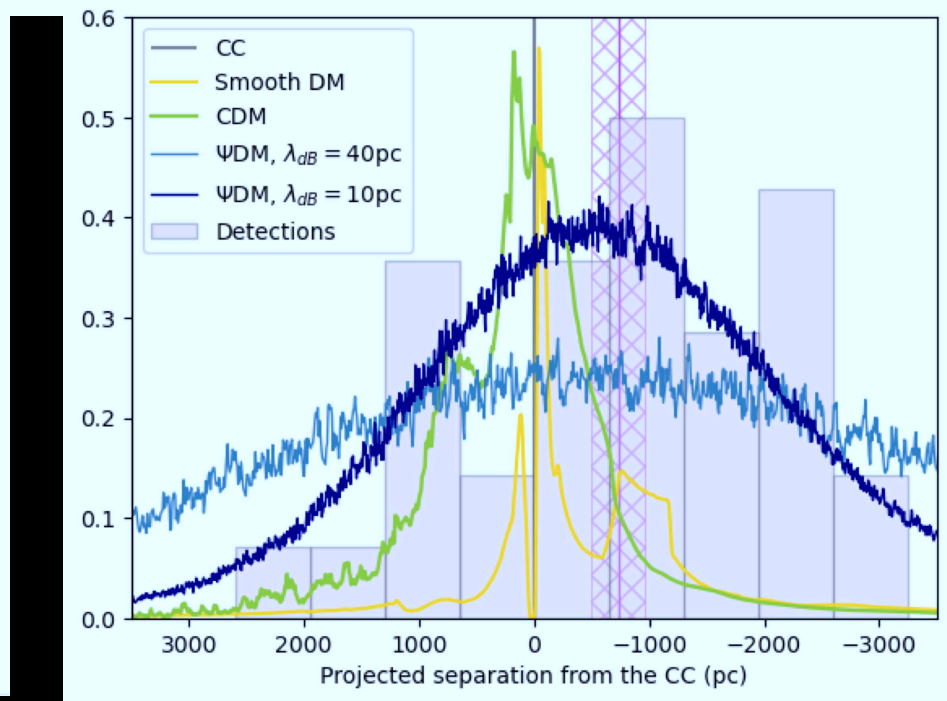
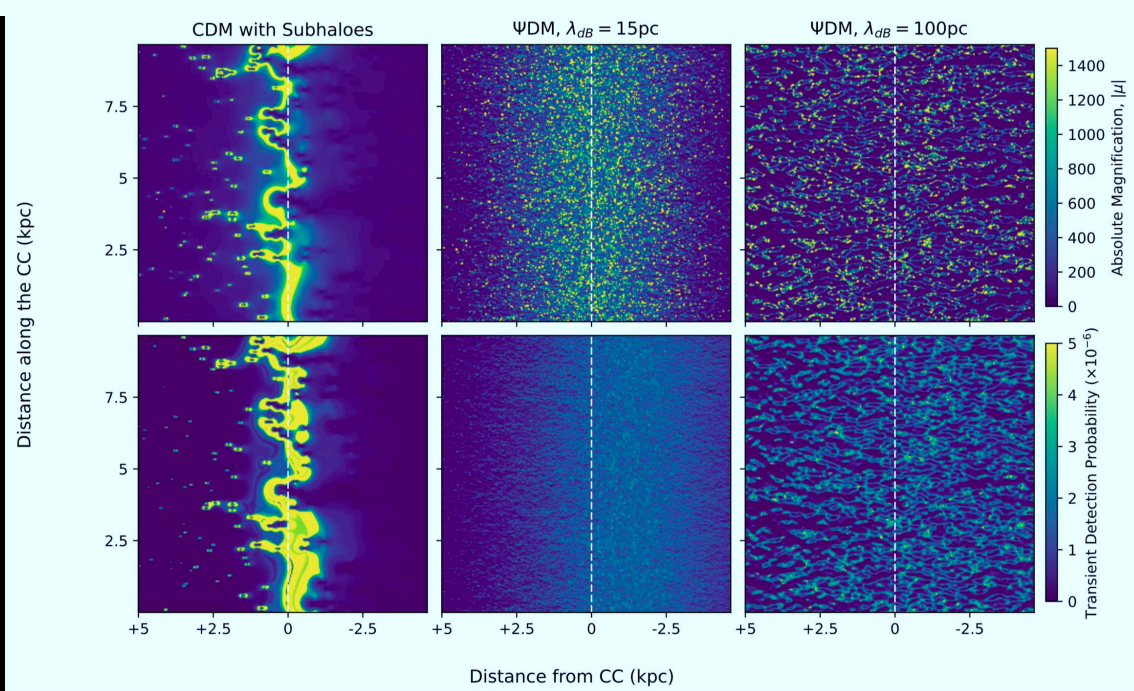
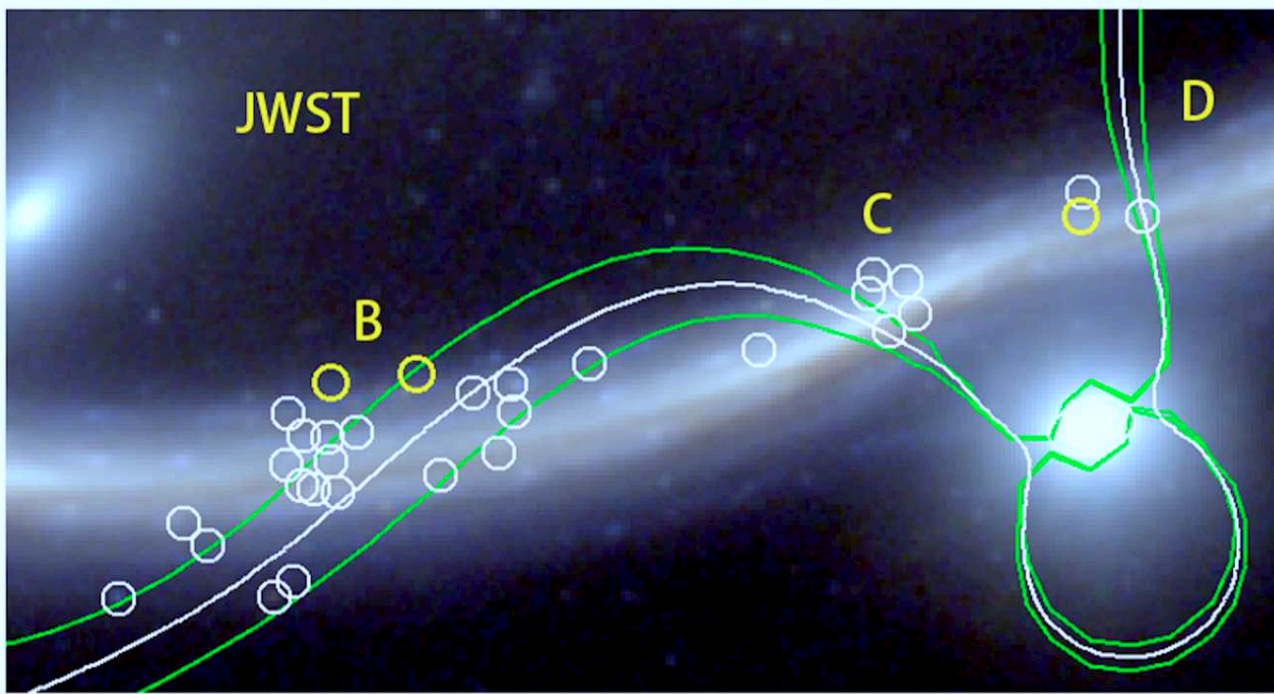
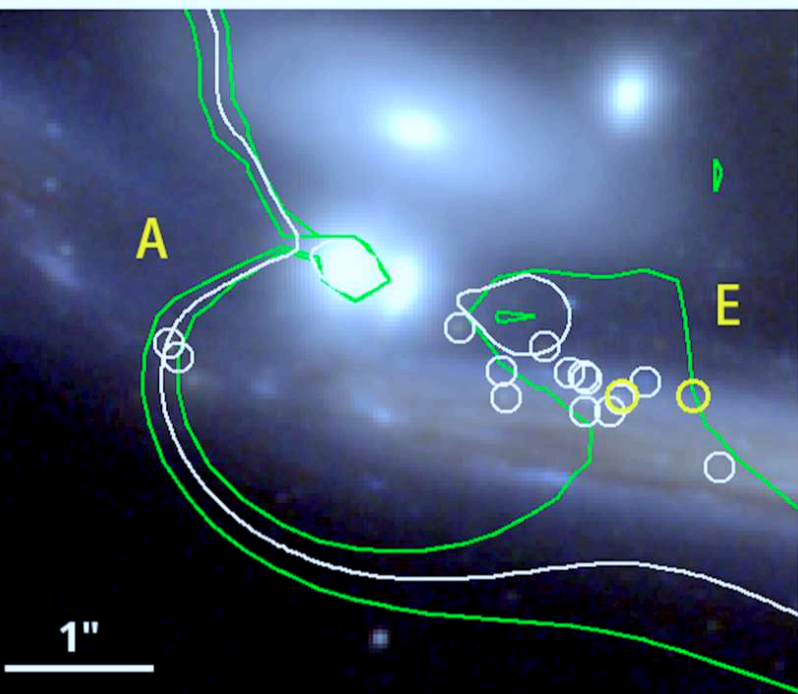
<https://news.asu.edu/20230802-global-engagement-asu-webb-telescope-einstein-werner-salinger-holocaust>



Abell 370 Dragon's arc: 44 individual caustic-transiting stars at $z=0.73$!

→ Detect stars at $z \gtrsim 0.7$ directly, going across infinity lines! (Y. Fudamoto⁺, *Nat. Astr.* 9, 428).

⇒ JWST Time-Domain detects luminous stars at $z \gtrsim 0.7$ directly!



A370 $z=0.73$ caustic transits asymmetric around critical curve (2405.19422)
 Explained better by Ψ DM than CDM: $\sim 10^{-22}$ eV particle with $\lambda_{dB} \sim 10$ pc

A smooth filament origin for distant prolate galaxies seen by JWST and Hubble.

Alvaro Pozo^{1,*}, Tom Broadhurst^{1,2,3}, Razieh Emami⁴, Philip Mocz⁵, Mark Vogelsberger⁶, Lars Hernquist⁴, Christopher J. Conselice⁷, Hoang Nhan Luu¹, George F. Smoot^{1,8,9,10}, and Rogier Windhorst¹¹

¹DIPC, Basque Country UPV/EHU, San Sebastian, E-48080, Spain

²University of the Basque Country UPV/EHU, Department of Theoretical Physics, Bilbao, E-48080, Spain

³Ikerbasque, Basque Foundation for Science, Bilbao, E-48011, Spain

⁴Center for Astrophysics | Harvard & Smithsonian, 60 Garden Street, Cambridge, MA 02138, USA

⁵Center for Computational Astrophysics, Flatiron Institute, 162 5th Ave., New York, NY, 10010, USA

⁶Dept. of Physics, Kavli Institute for Astrophysics & Space Research, Massachusetts Institute of Technology, Cambridge, MA 02139, USA

⁷Jodrell Bank Centre for Astrophysics, University of Manchester, Oxford Road, Manchester, UK

⁸Department of Physics and Institute for Advanced Study, The Hong Kong University of Science and Technology, Hong Kong

⁹Paris Centre for Cosmological Physics, APC, AstroParticule et Cosmologie, Université de Paris, CNRS/IN2P3, CEA/Irfu, 10, , rue Alice Domon et Leonie Duquet, 75205 Paris CEDEX 13, France emeritus

¹⁰Physics Department, University of California at Berkeley, CA 94720, Emeritus

¹¹School of Earth and Space Exploration, Arizona State University, Tempe, AZ 85287-6004, USA

*alvaro.pozolarrocha@bizkaia.eu


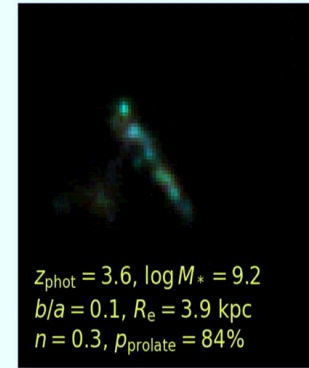
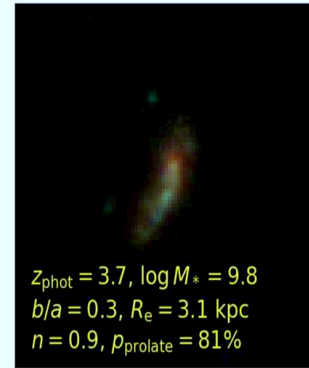
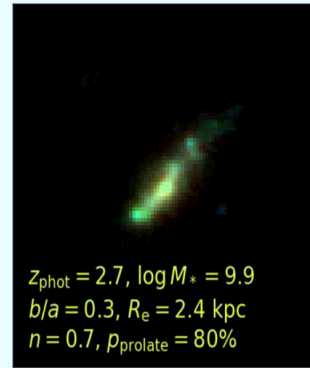
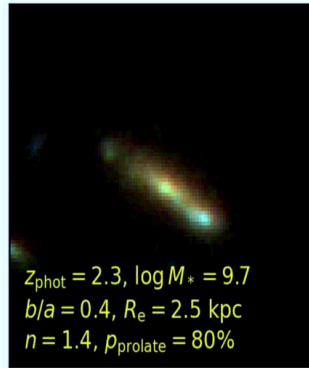

ABSTRACT

We compare the abundance of prolate-shaped galaxies reported in deep surveys with the predicted stellar morphology of young galaxies in high resolution hydrodynamical simulations of Cold Dark Matter (CDM), Warm Dark Matter (WDM) and Wave/Fuzzy Dark Matter, ψ DM. For both CDM and WDM we have sufficient volume, $10^3 Mpc^3$, to yield galaxies with stellar masses over $> 10^9 M_\odot$ at $z > 2$, allowing comparison with the CEERS and CANDELS surveys. We find the observed elongation of young galaxies is well matched by WDM, during the first $\simeq 500$ Myr when material steadily accretes along smooth filaments, with little dependence on stellar mass over the range $10^8-10^{10} M_\odot$ in our simulations. The dark matter halos of WDM and ψ DM both show prolate elongation, similar to that of the stars, indicating a shared, triaxial equilibrium. This contrasts with CDM where the early stellar morphology is mainly spheroidal, formed from fragmented filaments with frequent merging, resulting in modest triaxiality. For CDM, several visible subhalos are typically predicted to orbit within the virial radius of each galaxy, whereas sub-halos are absent for WDM and ψ DM, as early merging is rare. Long, smooth filaments may be traced with JWST by alignment of neighbouring elongated galaxies on a predicted scale of $\simeq 150$ kpc, set by the DM particle mass.





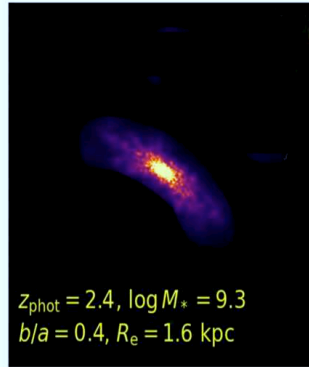

A. Pozo et al. 2025, Nature Astronomy, in press:

JWST & HST galaxies often elongated (prolate) \iff smooth WDM filaments







JWST



WDM

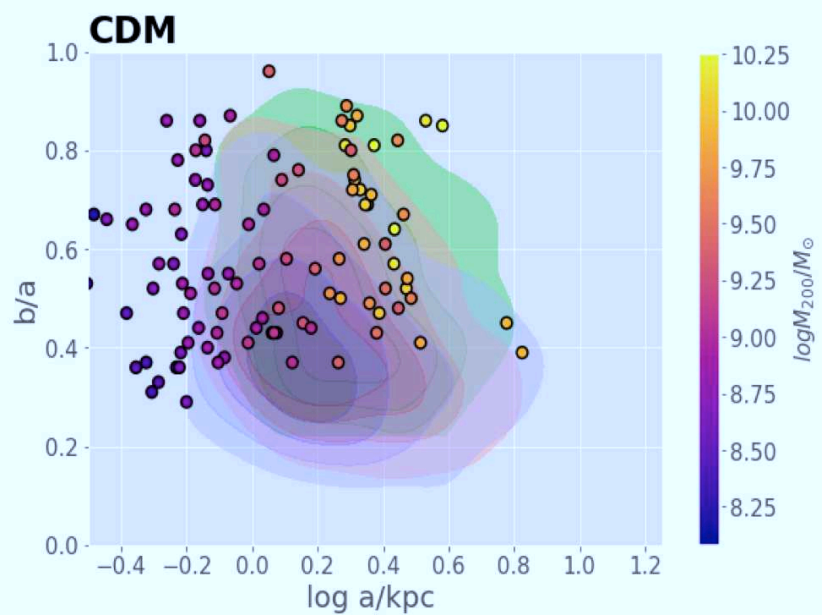
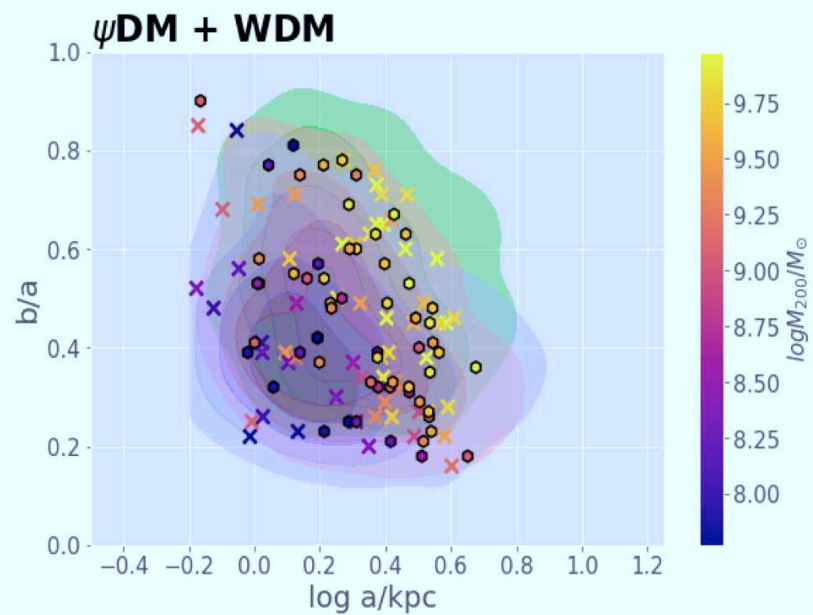
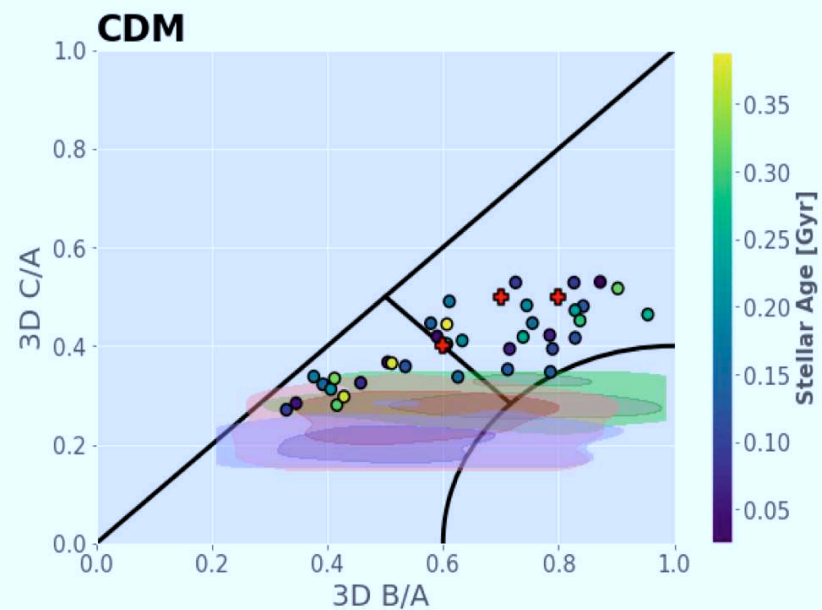
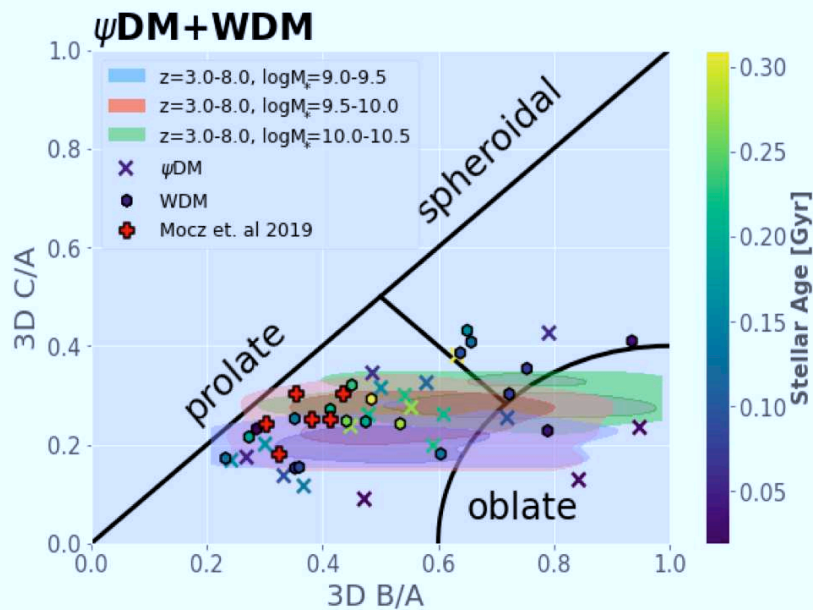


CDM



A. Pozo et al. 2025, Nature Astronomy, in press:


Prolate JWST and HST morphology better explained by WDM than CDM !



A. Pozo et al. 2025, Nature Astronomy, in press:

CDM predictions too round & too small; Ψ DM+WDM model follows the data

Contours trace the JWST & HST data (CANDELS & CEERS); Dots are the model predictions.



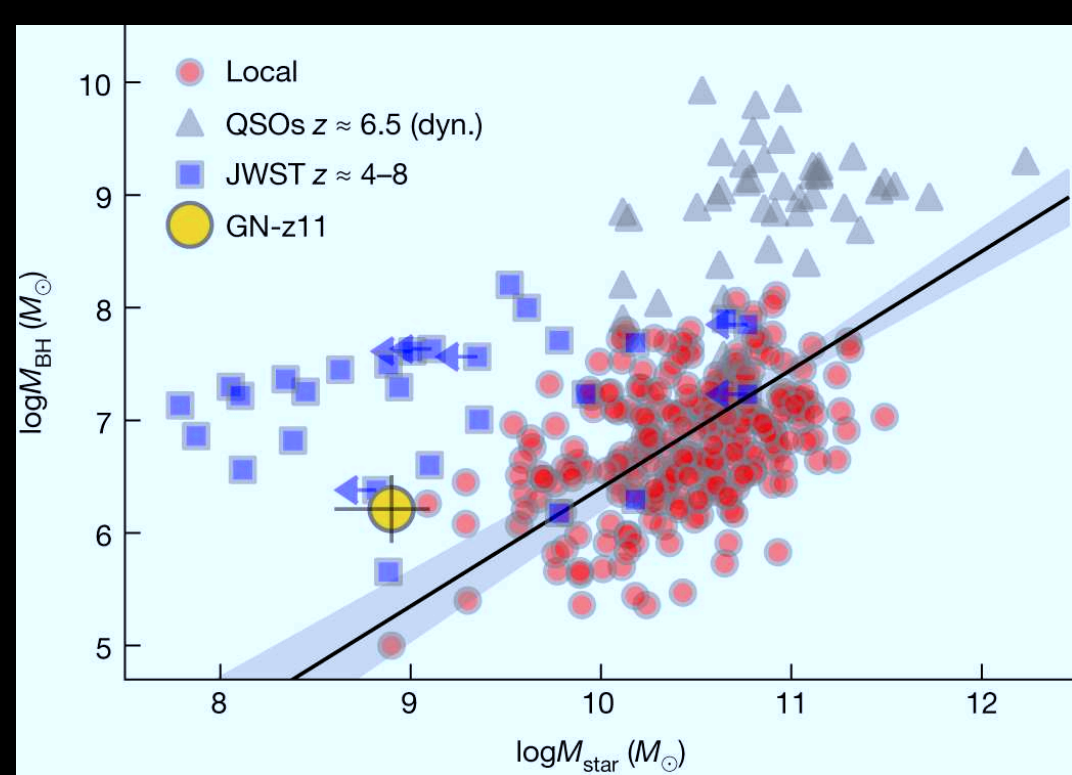
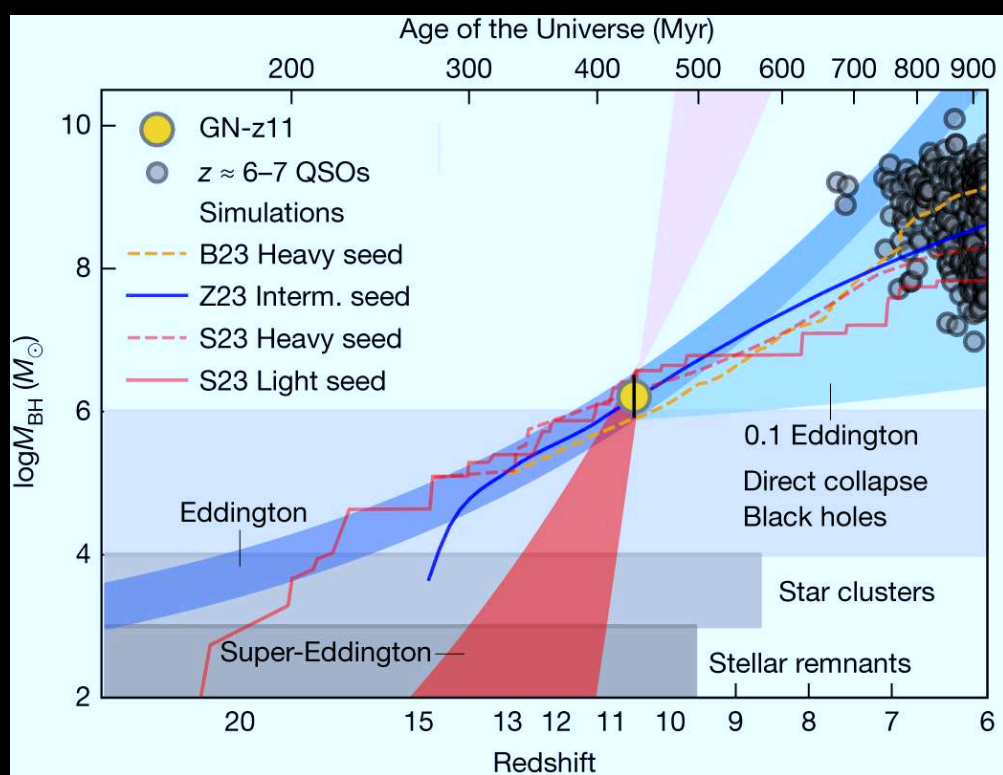
$z=0.97$ cluster SPT0615: lenses young globular clusters at $z=10.2$!

Adamo⁺ (Nature; astro-ph/2401.03224): ~ 50 Myr old, formed at $z \sim 11$! <https://esawebb.org/news/weic2418/>



● $z \gtrsim 1$ universe is littered with galaxy mergers and supermassive black holes!

We live in a *boring* galaxy far away from major mergers & SMBHs!



[Left] (Super Massive) Black Hole growth may start before $z \simeq 20$ (175 Myr).

[Right] This results in overweight SMBHs compared to their host galaxies at $z \simeq 4-8$ (*i.e.*, in the first 0.6–1.5 Byr)! (Maiolino⁺2024, Nature, 627, 59)

Who came first: chicken (Galaxy) or egg (SMBH)?: Most likely the egg!

(5) Summary and Conclusions

(1) HST and JWST uniquely complement each other to trace cosmic star-formation and (supermassive) black-hole formation over 13.5 Gyr.

- HST maps (unobscured) SF in the last 10 Gyr, complementing Webb's great advantage in the (dusty!) first 3 Gyr:

(2) Webb's first images trace the "Cosmic Circle of Life":

- Formation and evolution of stars and dust over cosmic time.
- How dust helped form exoplanets and building blocks for life.

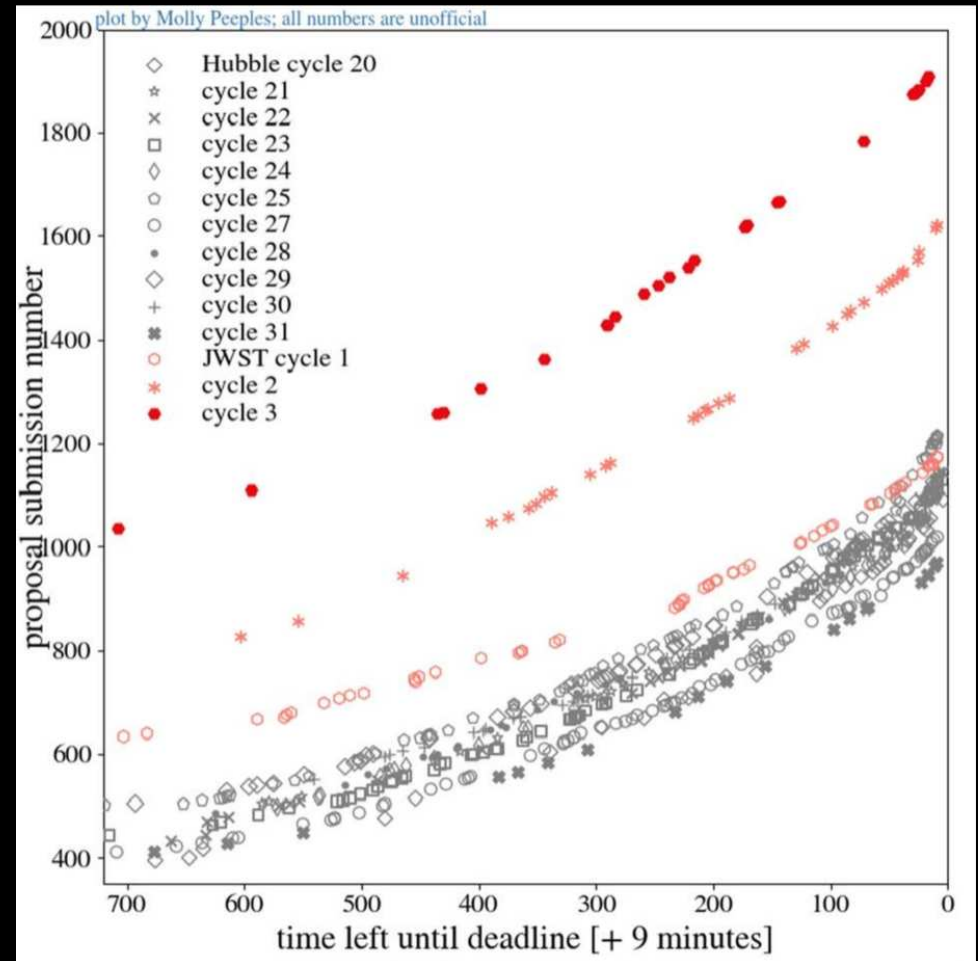
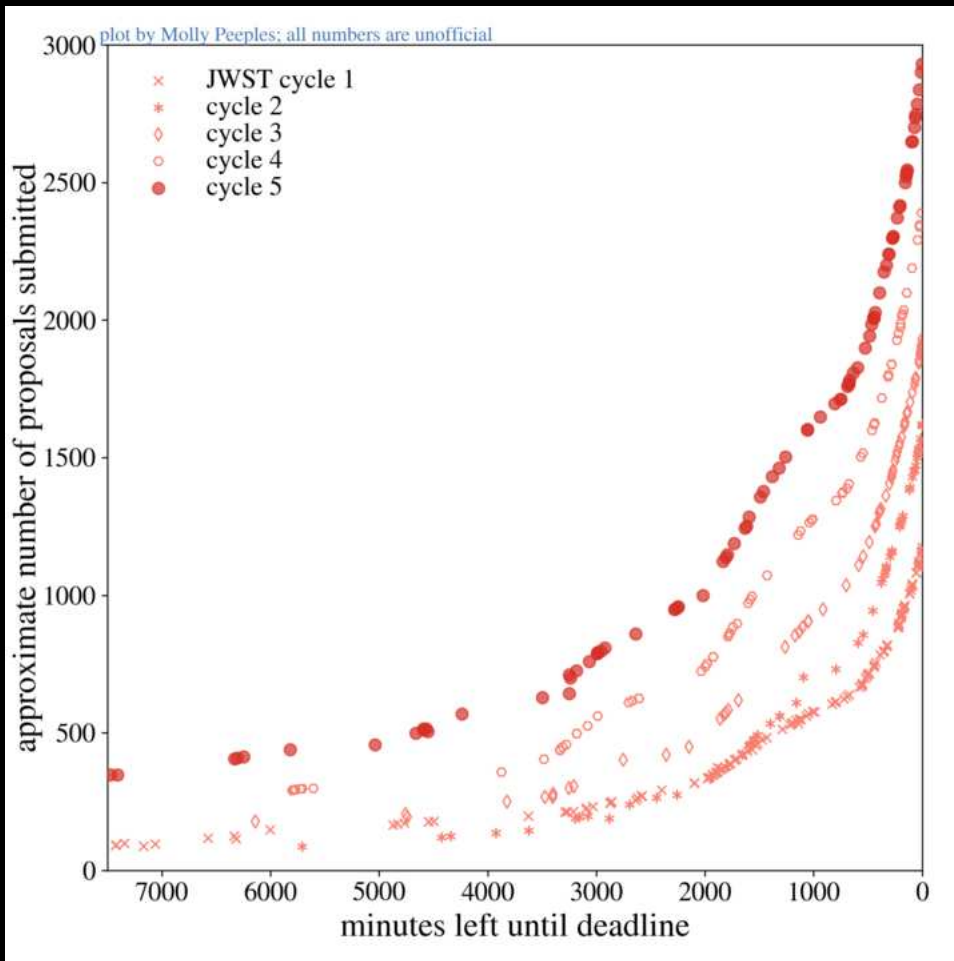
(3) Webb is observing the epochs of First Light, Galaxy Assembly & Super Massive Black Hole-growth in detail (much through grav. lensing):

- Formation of the first stars, star-clusters, SMBH's after 0.2 Byr.
- How galaxies assembled over 13.6 Billion years (triggered by SMBHs?!)

(4) Webb is observing stellar populations in a cosmological context:

- Constrain globular cluster ages/masses over most of the Hubble time!
- Detect lensed stars at cosmological distances: direct IMF constraints!

(6) Spare Science Charts



- Webb is now THE highest-in-demand NASA Flagship mission ever:
 ~3000 JWST proposals for Cycle 5; Oversubscription 13.5/1 !
 but Hubble remains in at least as high a demand as it was ~30 years ago!

(1) SCIENCE IMPACT BY THE HST & JWST COMMUNITY (Feb. 2025):

- HST: $\gtrsim 500$ –1000 refereed papers/year by the community since 1990.
- 45,900 HST papers on [ADS](#), 948,800 citations since 1990, $h_{HST}=322!$
- JWST: over 2300 refereed papers ([57k cites](#)), since July 2022 alone!
- In year 1-3: JWST already outdoing HST's yearly production.

(2) NEWS RELEASES BY THE HST & JWST COMMUNITY (Feb 2025):

- NASA's Hubble Space Telescope (HST) had 1,100 science press releases since 1990, each with $\gtrsim 400$ million readers (or impressions) worldwide.
- $\sim 480 \times 10^9$ reads (or impressions) of Hubble press releases in total \Rightarrow
- *On average* each human on Earth would have read $\gtrsim 60$ Hubble stories during their lifetimes.
- HST is the most publicized space astrophysics mission in NASA history.
- JWST: $\gtrsim 170$ press releases since 2022, each 0.5–1 billion readers.
- JWST is now the most-in-demand space mission in NASA history.
- ASU Cosmology: 10 billion [readers](#) from $\gtrsim 10$ releases since 2022 ([URL](#)).

Related papers, press releases and other URLs

Talk: http://lambda.la.asu.edu/raw/jwst/talks/texas25_jwst_v2.pdf Data: <https://sites.google.com/view/jwstpearls>

<https://hubblesite.org/contents/news-releases/2022/news-2022-050>

<https://blogs.nasa.gov/webb/2022/10/05/webb-hubble-team-up-to-trace-interstellar-dust-within-a-galactic-pair/>

<https://blogs.nasa.gov/webb/2022/12/14/webb-glimpses-field-of-extragalactic-pearls-studded-with-galactic-diamonds/>

<https://esawebb.org/images/pearls1/zoomable/>

<https://webbtelescope.org/contents/news-releases/2023/news-2023-119>

<https://news.asu.edu/20230801-jwsts-gravitational-lens-reveals-distant-objects-behind-el-gordo-galaxy-cluster>

<https://hubblesite.org/contents/news-releases/2023/news-2023-146>

<https://www.nytimes.com/2023/12/19/science/christmas-stars-galaxies-webb-nasa.html?>

<https://blogs.nasa.gov/webb/2024/10/01/> & <https://bigthink.com/starts-with-a-bang/triple-lens-supernova-jwst/>

Adams, N. J., Conselice, C. J., Austin, D., et al. 2024, ApJ, 965, 169 (astro-ph/2304.13721v1)

Berkheimer, J. M., Carleton, T., Windhorst, R. A., et al. 2024, ApJ, 964, L29 (astro-ph/2310.16923v2)

Carleton, T., Windhorst, R. A., O'Brien, R., et al. 2022, AJ, 164, 170 (astro-ph/2205.06347)

Carleton, T., Cohen, S. H., Frye, B., et al. 2023, ApJ, 953, 83 (astro-ph/2303.04726)

Diego, J. M., Meena, A. K., Adams, N. J., et al. 2023, A&A, 672, A3 (astro-ph/2210.06514)

Diego, J. M., Sun, B., Yan, H., et al. 2023, A&A, 679, A31 (astro-ph/2307.10363)

Diego, J. M., Adams, N. J., Willner, S., et al. 2024, A&A, 690, 114 (astro-ph/2312.11603)

Diego, J. M., Li, S. K., Amruth, A., et al. 2024, A&A, 690, A359 (astro-ph/2404.08033)

D'Silva, J. C. J., Driver, S. P., Lagos, C. D. P., et al. 2024, ApJL, 959, L18 (astro-ph/2310.03081v1)

D'Silva, J. C. J., Driver, S. P., Lagos, C. D. P., et al. 2025, A&A (astro-ph/2503.03431)

Duncan, K. J., Windhorst, R. A., et al. 2023, MNRAS, 522, 4548–4564 (astro-ph/2212.09769)

Frye, B. L., Pascale, M., Foo, N., et al. 2023, ApJ, 952, 81 (astro-ph/2303.03556)

Frye, B. L., Pascale, M., Pierel, J., Chen, W., Foo, N., et al. 2024, ApJ, 961, 171 (astro-ph/2309.07326v1)

Gardner, J. P., Mather, J., Abbott, R., et al. 2023, PASP, 135, 068001 (astro-ph/2304.04869)

Kamieneski, P. S., Frye, B. L., Pascale, M., et al. 2023, ApJ, 955, 91 (astro-ph/2303.05054)

Fudamoto, Y., Sun, F., Diego, J. M., et al. 2025, [Nature Astron.](#), 9, 428 (astro-ph/2404.08045)

Kamieneski, P. S., Frye, B. L., Windhorst, R. A., et al. 2024, *ApJ*, 973, 25 (astro-ph/2404.08058)

Keel, W. C., Windhorst, R. A., Jansen, R. A., et al. 2023, *AJ*, 165, 166 (astro-ph/2208.14475)

Kramer, D. M., Carleton, T., Cohen, S. H., et al. 2022, *ApJL*, 940, L15 (astro-ph/2208.07218v2)

O'Brien, R., Carleton, T., Windhorst, R. et al. 2023, *AJ*, 165, 237 (astro-ph/2210.08010)

O'Brien, R., Jansen, R. A., Grogin, N. A., et al. *ApJS*, 272, 19 (astro-ph/2401.04944)

Ortiz, III, R., Windhorst, R. A., Cohen, S. H., et al. 2024, *ApJ*, 974, 258 (astro-ph/2404.10709)

Pascale, M., Frye, B., Pierel, J., et al. 2025, *ApJ*, 979, 13 (astro-ph/2403.18902)

Polletta, M. del Carmen, Nonino, M., Frye, B., et al. 2023, *A&AL*, 675, L4 (astro-ph/2306.12385)

Robertson, C., Holwerda, B. W., Young, J., et al. 2024, *AJ*, 167, 263 (astro-ph/2403.15619)

Smail, I., Dudzeviciute, U., Gurwell, M., et al. 2023, *ApJ*, 958, 36 (astro-ph/2306.16039)

Smith, B. M., Windhorst, R. A., Jansen, R. A., et al. 2018, *ApJ*, 853, 191 (astro-ph/1602.01555v2)

Smith, B. M., Windhorst, R. A., Cohen, S. H., et al. 2020, *ApJ*, 897, 41 (astro-ph/2004.04360v2)

Smith, B. M., Windhorst, R. A., Teplitz, H., et al. 2024, *ApJ*, 964, 73 (astro-ph/2401.03094)

Summers, J., Windhorst, R. A., Cohen, S. H., et al. 2023, *ApJ*, 958, 108 (astro-ph/2306.13037)

Wang, X., Teplitz, H. I., Smith, B. M., et al. 2025, *ApJ*, 980, 74 (astro-ph/2308.9064v1)

Willner, S. P., Gim, H. B., Polletta, M. et al. 2023, *ApJ*, 958, 176 (astro-ph/2309.13008)

Windhorst, R. A., Timmes, F. X., Wyithe, J. S. B., et al. 2018, *ApJS*, 234, 41 (astro-ph/1801.03584)

Windhorst, R. A., Carleton, T., O'Brien, R., et al. 2022, *AJ*, 164, 141 (astro-ph/2205.06214)

Windhorst, R. A., Cohen, S. H., Jansen, R. A., et al. 2023, *AJ*, 165, 13 (astro-ph/2209.04119)

Windhorst, R. A., Summers, J., Carleton, T., et al. 2025, *J. BAAS*, 57, 1, ([astro-ph/2410.01187](#))

Yan, H., Cohen, S. H., Windhorst, R. A., et al. 2023, *ApJL*, 942, L8 (astro-ph/2209.04092)

Yan, H., Ma, Z., Sun, B., et al. 2023, *ApJS*, 269, 43 (astro-ph/2307.07579)